

I Can Read Music

a note reading book for VIOLIN students

by Joanne Martin

Volume 1

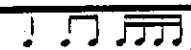





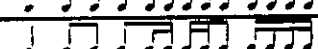
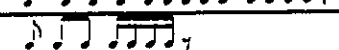
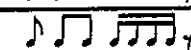




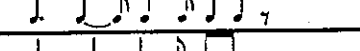
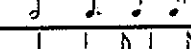


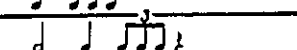
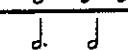


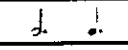





SUMMY-BIRCHARD INC.

I CAN READ MUSIC VIOLIN Table of Contents

LESSON	G STRING	D STRING	A STRING	E STRING	LESSON	METER	TIME VALUES
1 Pitch			A,B		1 Rhythm	$\frac{2}{4}$	
2 Pitch			A,B		2 Rhythm	$\frac{3}{4}$	
3 Pitch			A,B,C#		3 Rhythm	$\frac{4}{4}$	
4 Pitch			A,B,C#		4 Rhythm	$\frac{5}{4}$	
5 Pitch			A,B,C#		5 Rhythm	$\frac{2}{4}$	
6 Pitch			A,B,C#,D		6 Rhythm	$\frac{3}{4}$	
7 Pitch			A,B,C#,D		7 Rhythm	$\frac{4}{4}$	
8 Pitch			A,B,C#,D		8 Rhythm	$\frac{5}{4}$	
9 Pitch			A,B,C#,D		9 Rhythm	$\frac{2}{4}$	
10 Pitch			A,B,C#,D		10 Rhythm	$\frac{3}{4}$	
11 Pitch			A,B,C#,D	E	11 Rhythm	$\frac{4}{4}$	
12 Pitch			A,B,C#,D	E	12 Rhythm	$\frac{5}{4}$	
13 Pitch			A,B,C#,D	E	13 Rhythm	$\frac{4}{4}$	
14 Pitch			A,B,C#,D	E	14 Rhythm	$\frac{4}{4}$	
15 Pitch			A,B,C#,D	E,F#	15 Rhythm	$\frac{2}{4}$	
16 Pitch			A,B,C#,D	E,F#	16 Rhythm	$\frac{3}{4}$	
17 Pitch			A,B,C#,D	E,F#	17 Rhythm	$\frac{4}{4}$	
18 Pitch			A,B,C#,D	E,F#,G#	18 Rhythm	$\frac{5}{4}$	
19 Pitch			A,B,C#,D	E,F#,G#	19 Rhythm	$\frac{3}{4}$	
20 Pitch			A,B,C#,D	E,F#,G#,A	20 Rhythm	$\frac{4}{4}$	
21 Pitch			A,B,C#,D	E,F#,G#,A	21 Rhythm	$\frac{3}{4}$	
22 Pitch		D,E			22 Rhythm	$\frac{4}{4}$	
23 Pitch		D,E			23 Rhythm	$\frac{5}{4}$	
24 Pitch		D,E,F#			24 Rhythm	$\frac{2}{4}$	
25 Pitch		D,E,F#			25 Rhythm	$\frac{3}{4}$	

I CAN READ MUSIC VIOLIN Table of Contents

LESSON	G STRING	D STRING	A STRING	E STRING	LESSON	METER	TIME VALUES
26 Pitch		D,E,F#,G			26 Rhythm	$\frac{2}{4}$	
27 Pitch		D,E,F#,G			27 Rhythm	$\frac{3}{4}$	
28 Pitch		G	A,B,D		28 Rhythm	$\frac{3}{4}$	
29 Pitch		G	A,B,D	E	29 Rhythm	$\frac{2}{4}$	
30 Pitch		F#,G	A,B,D	E	30 Rhythm	$\frac{3}{4}$	
31 Pitch		F#,G	A,B,C#, D	E,F#	31 Rhythm	$\frac{2}{4}$	
32 Pitch		E,F#,G	A,B	E	32 Rhythm	$\frac{3}{4}$	
33 Pitch		D,E,F#,G	A,B,C#, D		33 Rhythm	$\frac{3}{4}$	
34 Pitch		D,E,F#,G	A,B,C#, D	E,F#	34 Rhythm	$\frac{2}{4}$	
35 Pitch	G,A				35 Rhythm	$\frac{2}{4}$	
36 Pitch	G,A				36 Rhythm	$\frac{2}{4}$	
37 Pitch	G,A,B				37 Rhythm	$\frac{3}{4}$	
38 Pitch	G,A,B				38 Rhythm	$\frac{3}{4}$	
39 Pitch	G,A,B,C				39 Rhythm	$\frac{2}{4}$	
40 Pitch	G,A,B,C				40 Rhythm	$\frac{2}{4}$	
41 Pitch	C	D,E,G	A		41 Rhythm	$\frac{2}{4}$	
42 Pitch	C	D,E,G	A,B,D		42 Rhythm	$\frac{3}{4}$	
43 Pitch	B,C	D,E,G	A		43 Rhythm	$\frac{3}{4}$	
44 Pitch	B,C	D,E,G	A,B,D		44 Rhythm	$\frac{2}{4}$	
45 Pitch	A,B,C	D,E	A,B	E	45 Rhythm	$\frac{2}{4}$	
46 Pitch	G,A,B,C	D,E,F#,G			46 Rhythm	$\frac{3}{4}$	
47 Pitch	G,A,B,C	D,E,F#,G	A,B,D		47 Rhythm	$\frac{6}{8}$	
48 Pitch		G	A,B,C,C#, D	E,F#,G	48 Rhythm	$\frac{6}{8}$	
49 Pitch		G	A,B,C,C#, D	E,G,A	49 Rhythm	$\frac{6}{8}$	
50 Pitch	G,A,B,C	D,E,F#,G	A,B,C,C#,D	E,F#,G,G#,A	50 Rhythm	$\frac{6}{8}$	

INTRODUCTION

I Can Read Music is a beginning note-reading book for violin students who have learned to play using an aural approach such as the Suzuki Method, or for traditionally taught students who need extra note reading practise. Rhythm and pitch are taught separately, so that the student can work on one thing at a time. When the two aspects of reading are established, they can be combined successfully at a later date.

Before beginning *I Can Read Music* the students should have done some pre-reading work. For pitch reading, students should have a basic understanding of how note names are related to locations on the fingerboard. Teachers and parents should be sure, if they are not already doing so, to refer to notes by name rather than by their location ("address"), i.e., call notes "B" rather than "1 on A". I recommend first teaching the musical alphabet, then using flashcards to teach them the notes in first position (one string at a time). When working with flashcards, the notes should be sung at the correct pitch (use the violin or a piano to establish the pitch). Students who have a well-established pitch memory will learn to read much faster when they relate the written note to the sound in their head. Singing the correct pitch can also develop and refine a student's ear.

Rhythmic preparation should be done as well. Initially I use flashcards with the "Twinkle" rhythms, each quarter-note beat on a card (i.e., four 1/16 notes, or two 1/8 notes, one 1/4 note, etc). A half-note card is twice as wide as a quarter note beat. The rhythms contained in the "Twinkle" theme and variations give a very good foundation for rhythmic reading, and the child can associate the written rhythm with a sound that he or she has already internalized. Initially, I call the rhythms by the names which the students use for the "Twinkle" variations, and talk about quarter notes, eighth notes, etc. after they have learned to clap and play the rhythms.

I Can Read Music is intended to be used at home, with the teacher checking progress at lessons every week or two. Rhythm pages can be clapped first, then played with a steady beat. Pitch pages (at least in the beginning) should be sung at pitch, using their note names, then played. Initially there will be hesitations, but a steady beat should be encouraged.

Throughout most of the book, the pitch pages use a finger pattern with 2 and 3 a half-step apart. Lessons 48-50 use the low second finger pattern (half-step between 1 and 2, whole step between 2 and 3). On the advice of a number of young musicians, I have used accidentals rather than key signatures. Students will probably need to be told about the rule that an accidental applies to an entire measure. To encourage students to read notes rather than numbers, finger numbers are not used in this book except in the guide at the top of the page when a new pitch is introduced.

Beginning readers may initially need to have the parent point out the notes to help the child's eyes follow on the page. Experienced readers move their eyes several notes ahead of what they are playing. The parent can help the child learn to read ahead by pointing a note or two past the note being played. The student should be encouraged to play with a steady pulse, and not to go back to fix mistakes. Often a child will need to play a line several times to eliminate hesitations. The parent can help develop rhythmic awareness by counting or tapping a steady beat.

I would like to thank my parents Frances and Kenneth Martin for their continual support and encouragement. I am grateful to Patricia Shand for her wise advice and editing assistance, and to the hundreds of students who have helped me begin to understand learning. *I Can Read Music* is dedicated to my daughter Shauna, who has taught me so much about life, learning, and music.

Joanne Martin

Pitches used in *I Can Read Music (Violin)*

G STRING

D STRING

A STRING

E STRING



G	A	B	C	D	E	F#	G	A	B	C	C#	D	E	F#	G	G#	A
0	1	2	3	0	1	2	3	0	1	2	2	3	0	1	2	2	3


RHYTHM CHART

Simple Time eg

$\frac{2}{4}$ $\frac{3}{4}$ $\frac{4}{4}$ $\frac{5}{4}$

Compound Time eg.

$\frac{6}{8}$



6



LESSON 1 - PITCH

1


2


3


4


5

LESSON 1 - RHYTHM



2 quarters = 1 half


1 

2 

3 

4 

5 



LESSON 3 - PITCH

1

2

3

4

5

LESSON 3 - RHYTHM

1

1

2

2

3

3

4

4

5

5



LESSON 4 - PITCH



LESSON 5 - PITCH



LESSON 5 - RHYTHM

 = 
A quarter rest = a silent quarter note



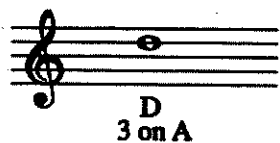
1 

2 

3 

4 

5 



LESSON 6 - PITCH

1


2

3

4

5

LESSON 7 - PITCH



LESSON 9 - PITCH

1

2


3

4

5

The image displays five staves of musical notation, each labeled with a number from 1 to 5. Each staff begins with a treble clef and a 4/4 time signature. The notes are quarter notes, and the key signature is one sharp (F#). The notes on each staff are: Staff 1: G4, A4, B4, C5, B4, A4, G4, F#4, E4, D4, C4, B3, A3, G3, F#3, E3, D3, C3, B2, A2, G2, F#2, E2, D2, C2, B1, A1, G1, F#1, E1, D1, C1, B0, A0, G0, F#0, E0, D0, C0, B-1, A-1, G-1, F#-1, E-1, D-1, C-1, B-2, A-2, G-2, F#-2, E-2, D-2, C-2, B-3, A-3, G-3, F#-3, E-3, D-3, C-3, B-4, A-4, G-4, F#-4, E-4, D-4, C-4, B-5, A-5, G-5, F#-5, E-5, D-5, C-5, B-6, A-6, G-6, F#-6, E-6, D-6, C-6, B-7, A-7, G-7, F#-7, E-7, D-7, C-7, B-8, A-8, G-8, F#-8, E-8, D-8, C-8, B-9, A-9, G-9, F#-9, E-9, D-9, C-9, B-10, A-10, G-10, F#-10, E-10, D-10, C-10, B-11, A-11, G-11, F#-11, E-11, D-11, C-11, B-12, A-12, G-12, F#-12, E-12, D-12, C-12, B-13, A-13, G-13, F#-13, E-13, D-13, C-13, B-14, A-14, G-14, F#-14, E-14, D-14, C-14, B-15, A-15, G-15, F#-15, E-15, D-15, C-15, B-16, A-16, G-16, F#-16, E-16, D-16, C-16, B-17, A-17, G-17, F#-17, E-17, D-17, C-17, B-18, A-18, G-18, F#-18, E-18, D-18, C-18, B-19, A-19, G-19, F#-19, E-19, D-19, C-19, B-20, A-20, G-20, F#-20, E-20, D-20, C-20, B-21, A-21, G-21, F#-21, E-21, D-21, C-21, B-22, A-22, G-22, F#-22, E-22, D-22, C-22, B-23, A-23, G-23, F#-23, E-23, D-23, C-23, B-24, A-24, G-24, F#-24, E-24, D-24, C-24, B-25, A-25, G-25, F#-25, E-25, D-25, C-25, B-26, A-26, G-26, F#-26, E-26, D-26, C-26, B-27, A-27, G-27, F#-27, E-27, D-27, C-27, B-28, A-28, G-28, F#-28, E-28, D-28, C-28, B-29, A-29, G-29, F#-29, E-29, D-29, C-29, B-30, A-30, G-30, F#-30, E-30, D-30, C-30, B-31, A-31, G-31, F#-31, E-31, D-31, C-31, B-32, A-32, G-32, F#-32, E-32, D-32, C-32, B-33, A-33, G-33, F#-33, E-33, D-33, C-33, B-34, A-34, G-34, F#-34, E-34, D-34, C-34, B-35, A-35, G-35, F#-35, E-35, D-35, C-35, B-36, A-36, G-36, F#-36, E-36, D-36, C-36, B-37, A-37, G-37, F#-37, E-37, D-37, C-37, B-38, A-38, G-38, F#-38, E-38, D-38, C-38, B-39, A-39, G-39, F#-39, E-39, D-39, C-39, B-40, A-40, G-40, F#-40, E-40, D-40, C-40, B-41, A-41, G-41, F#-41, E-41, D-41, C-41, B-42, A-42, G-42, F#-42, E-42, D-42, C-42, B-43, A-43, G-43, F#-43, E-43, D-43, C-43, B-44, A-44, G-44, F#-44, E-44, D-44, C-44, B-45, A-45, G-45, F#-45, E-45, D-45, C-45, B-46, A-46, G-46, F#-46, E-46, D-46, C-46, B-47, A-47, G-47, F#-47, E-47, D-47, C-47, B-48, A-48, G-48, F#-48, E-48, D-48, C-48, B-49, A-49, G-49, F#-49, E-49, D-49, C-49, B-50, A-50, G-50, F#-50, E-50, D-50, C-50, B-51, A-51, G-51, F#-51, E-51, D-51, C-51, B-52, A-52, G-52, F#-52, E-52, D-52, C-52, B-53, A-53, G-53, F#-53, E-53, D-53, C-53, B-54, A-54, G-54, F#-54, E-54, D-54, C-54, B-55, A-55, G-55, F#-55, E-55, D-55, C-55, B-56, A-56, G-56, F#-56, E-56, D-56, C-56, B-57, A-57, G-57, F#-57, E-57, D-57, C-57, B-58, A-58, G-58, F#-58, E-58, D-58, C-58, B-59, A-59, G-59, F#-59, E-59, D-59, C-59, B-60, A-60, G-60, F#-60, E-60, D-60, C-60, B-61, A-61, G-61, F#-61, E-61, D-61, C-61, B-62, A-62, G-62, F#-62, E-62, D-62, C-62, B-63, A-63, G-63, F#-63, E-63, D-63, C-63, B-64, A-64, G-64, F#-64, E-64, D-64, C-64, B-65, A-65, G-65, F#-65, E-65, D-65, C-65, B-66, A-66, G-66, F#-66, E-66, D-66, C-66, B-67, A-67, G-67, F#-67, E-67, D-67, C-67, B-68, A-68, G-68, F#-68, E-68, D-68, C-68, B-69, A-69, G-69, F#-69, E-69, D-69, C-69, B-70, A-70, G-70, F#-70, E-70, D-70, C-70, B-71, A-71, G-71, F#-71, E-71, D-71, C-71, B-72, A-72, G-72, F#-72, E-72, D-72, C-72, B-73, A-73, G-73, F#-73, E-73, D-73, C-73, B-74, A-74, G-74, F#-74, E-74, D-74, C-74, B-75, A-75, G-75, F#-75, E-75, D-75, C-75, B-76, A-76, G-76, F#-76, E-76, D-76, C-76, B-77, A-77, G-77, F#-77, E-77, D-77, C-77, B-78, A-78, G-78, F#-78, E-78, D-78, C-78, B-79, A-79, G-79, F#-79, E-79, D-79, C-79, B-80, A-80, G-80, F#-80, E-80, D-80, C-80, B-81, A-81, G-81, F#-81, E-81, D-81, C-81, B-82, A-82, G-82, F#-82, E-82, D-82, C-82, B-83, A-83, G-83, F#-83, E-83, D-83, C-83, B-84, A-84, G-84, F#-84, E-84, D-84, C-84, B-85, A-85, G-85, F#-85, E-85, D-85, C-85, B-86, A-86, G-86, F#-86, E-86, D-86, C-86, B-87, A-87, G-87, F#-87, E-87, D-87, C-87, B-88, A-88, G-88, F#-88, E-88, D-88, C-88, B-89, A-89, G-89, F#-89, E-89, D-89, C-89, B-90, A-90, G-90, F#-90, E-90, D-90, C-90, B-91, A-91, G-91, F#-91, E-91, D-91, C-91, B-92, A-92, G-92, F#-92, E-92, D-92, C-92, B-93, A-93, G-93, F#-93, E-93, D-93, C-93, B-94, A-94, G-94, F#-94, E-94, D-94, C-94, B-95, A-95, G-95, F#-95, E-95, D-95, C-95, B-96, A-96, G-96, F#-96, E-96, D-96, C-96, B-97, A-97, G-97, F#-97, E-97, D-97, C-97, B-98, A-98, G-98, F#-98, E-98, D-98, C-98, B-99, A-99, G-99, F#-99, E-99, D-99, C-99, B-100, A-100, G-100, F#-100, E-100, D-100, C-100, B-101, A-101, G-101, F#-101, E-101, D-101, C-101, B-102, A-102, G-102, F#-102, E-102, D-102, C-102, B-103, A-103, G-103, F#-103, E-103, D-103, C-103, B-104, A-104, G-104, F#-104, E-104, D-104, C-104, B-105, A-105, G-105, F#-105, E-105, D-105, C-105, B-106, A-106, G-106, F#-106, E-106, D-106, C-106, B-107, A-107, G-107, F#-107, E-107, D-107, C-107, B-108, A-108, G-108, F#-108, E-108, D-108, C-108, B-109, A-109, G-109, F#-109, E-109, D-109, C-109, B-110, A-110, G-110, F#-110, E-110, D-110, C-110, B-111, A-111, G-111, F#-111, E-111, D-111, C-111, B-112, A-112, G-112, F#-112, E-112, D-112, C-112, B-113, A-113, G-113, F#-113, E-113, D-113, C-113, B-114, A-114, G-114, F#-114, E-114, D-114, C-114, B-115, A-115, G-115, F#-115, E-115, D-115, C-115, B-116, A-116, G-116, F#-116, E-116, D-116, C-116, B-117, A-117, G-117, F#-117, E-117, D-117, C-117, B-118, A-118, G-118, F#-118, E-118, D-118, C-118, B-119, A-119, G-119, F#-119, E-119, D-119, C-119, B-120, A-120, G-120, F#-120, E-120, D-120, C-120, B-121, A-121, G-121, F#-121, E-121, D-121, C-121, B-122, A-122, G-122, F#-122, E-122, D-122, C-122, B-123, A-123, G-123, F#-123, E-123, D-123, C-123, B-124, A-124, G-124, F#-124, E-124, D-124, C-124, B-125, A-125, G-125, F#-125, E-125, D-125, C-125, B-126, A-126, G-126, F#-126, E-126, D-126, C-126, B-127, A-127, G-127, F#-127, E-127, D-127, C-127, B-128, A-128, G-128, F#-128, E-128, D-128, C-128, B-129, A-129, G-129, F#-129, E-129, D-129, C-129, B-130, A-130, G-130, F#-130, E-130, D-130, C-130, B-131, A-131, G-131, F#-131, E-131, D-131, C-131, B-132, A-132, G-132, F#-132, E-132, D-132, C-132, B-133, A-133, G-133, F#-133, E-133, D-133, C-133, B-134, A-134, G-134, F#-134, E-134, D-134, C-134, B-135, A-135, G-135, F#-135, E-135, D-135, C-135, B-136, A-136, G-136, F#-136, E-136, D-136, C-136, B-137, A-137, G-137, F#-137, E-137, D-137, C-137, B-138, A-138, G-138, F#-138, E-138, D-138, C-138, B-139, A-139, G-139, F#-139, E-139, D-139, C-139, B-140, A-140, G-140, F#-140, E-140, D-140, C-140, B-141, A-141, G-141, F#-141, E-141, D-141, C-141, B-142, A-142, G-142, F#-142, E-142, D-142, C-142, B-143, A-143, G-143, F#-143, E-143, D-143, C-143, B-144, A-144, G-144, F#-144, E-144, D-144, C-144, B-145, A-145, G-145, F#-145, E-145, D-145, C-145, B-146, A-146, G-146, F#-146, E-146, D-146, C-146, B-147, A-147, G-147, F#-147, E-147, D-147, C-147, B-148, A-148, G-148, F#-148, E-148, D-148, C-148, B-149, A-149, G-149, F#-149, E-149, D-149, C-149, B-150, A-150, G-150, F#-150, E-150, D-150, C-150, B-151, A-151, G-151, F#-151, E-151, D-151, C-151, B-152, A-152, G-152, F#-152, E-152, D-152, C-152, B-153, A-153, G-153, F#-153, E-153, D-153, C-153, B-154, A-154, G-154, F#-154, E-154, D-154, C-154, B-155, A-155, G-155, F#-155, E-155, D-155, C-155, B-156, A-156, G-156, F#-156, E-156, D-156, C-156, B-157, A-157, G-157, F#-157, E-157, D-157, C-157, B-158, A-158, G-158, F#-158, E-158, D-158, C-158, B-159, A-159, G-159, F#-159, E-159, D-159, C-159, B-160, A-160, G-160, F#-160, E-160, D-160, C-160, B-161, A-161, G-161, F#-161, E-161, D-161, C-161, B-162, A-162, G-162, F#-162, E-162, D-162, C-162, B-163, A-163, G-163, F#-163, E-163, D-163, C-163, B-164, A-164, G-164, F#-164, E-164, D-164, C-164, B-165, A-165, G-165, F#-165, E-165, D-165, C-165, B-166, A-166, G-166, F#-166, E-166, D-166, C-166, B-167, A-167, G-167, F#-167, E-167, D-167, C-167, B-168, A-168, G-168, F#-168, E-168, D-168, C-168, B-169, A-169, G-169, F#-169, E-169, D-169, C-169, B-170, A-170, G-170, F#-170, E-170, D-170, C-170, B-171, A-171, G-171, F#-171, E-171, D-171, C-171, B-172, A-172, G-172, F#-172, E-172, D-172, C-172, B-173, A-173, G-173, F#-173, E-173, D-173, C-173, B-174, A-174, G-174, F#-174, E-174, D-174, C-174, B-175, A-175, G-175, F#-175, E-175, D-175, C-175, B-176, A-176, G-176, F#-176, E-176, D-176, C-176, B-177, A-177, G-177, F#-177, E-177, D-177, C-177, B-178, A-178, G-178, F#-178, E-178, D-178, C-178, B-179, A-179, G-179, F#-179, E-179, D-179, C-179, B-180, A-180, G-180, F#-180, E-180, D-180, C-180, B-181, A-181, G-181, F#-181, E-181, D-181, C-181, B-182, A-182, G-182, F#-182, E-182, D-182, C-182, B-183, A-183, G-183, F#-183, E-183, D-183, C-183, B-184, A-184, G-184, F#-184, E-184, D-184, C-184, B-185, A-185, G-185, F#-185, E-185, D-185, C-185, B-186, A-186, G-186, F#-186, E-186, D-186, C-186, B-187, A-187, G-187, F#-187, E-187, D-187, C-187, B-188, A-188, G-188, F#-188, E-188, D-188, C-188, B-189, A-189, G-189, F#-189, E-189, D-189, C-189, B-190, A-190, G-190, F#-190, E-190, D-190, C-190, B-191, A-191, G-191, F#-191, E-191, D-191, C-191, B-192, A-192, G-192, F#-192, E-192, D-192, C-192, B-193, A-193, G-193, F#-193, E-193, D-193, C-193, B-194, A-194, G-194, F#-194, E-194, D-194, C-194, B-195, A-195, G-195, F#-195, E-195, D-195, C-195, B-196, A-196, G-196, F#-196, E-196, D-196, C-196, B-197, A-197, G-197, F#-197, E-197, D-197, C-197, B-198, A-198, G-198, F#-198, E-198, D-198, C-198, B-199, A-199, G-199, F#-199, E-199, D-199, C-199, B-200, A-200, G-200, F#-200, E-200, D-200, C-200, B-201, A-201, G-201, F#-201, E-201, D-201, C-201, B-202, A-202, G-202, F#-202, E-202, D-202, C-202, B-203, A-203, G-203, F#-203, E-203, D-203, C-203, B-204, A-204, G-204, F#-204, E-204, D-204, C-204, B-205, A-205, G-205, F#-205, E-205, D-205, C-205, B-206, A-206, G-206, F#-206, E-206, D-206, C-206, B-207, A-207, G-207, F#-207, E-207, D-207, C-207, B-208, A-208, G-208, F#-208, E-208, D-208, C-208, B-209, A-209, G-209, F#-209, E-209, D-209, C-209, B-210, A-210, G-210, F#-210, E-210, D-210, C-210, B-211, A-211, G-211, F#-211, E-211, D-211, C-211, B-212, A-212, G-212, F#-212, E-212, D-212, C-212, B-213, A-213, G-213, F#-213, E-213, D-213, C-213, B-214, A-214, G-214, F#-214, E-214, D-214, C-214, B-215, A-215, G-215, F#-215, E-215, D-215, C-215, B-216, A-216, G-216, F#-216, E-216, D-216, C-216, B-217, A-217, G-217, F#-217, E-217, D-217, C-217, B-218, A-218, G-218, F#-218, E-218, D-218, C-218, B-219, A-219, G-219, F#-219, E-219, D-219, C-219, B-220, A-220, G-220, F#-220, E-220, D-220, C-220, B-221, A-221, G-221, F#-221, E-221, D-221, C-221, B-222, A-222, G-222, F#-222, E-222, D-222, C-222, B-223, A-223, G-223, F#-223, E-223, D-223, C-223, B-224, A-224, G-224, F#-224, E-224, D-224, C-224, B-225, A-225, G-225, F#-225, E-225, D-225, C-225, B-226, A-226, G-226, F#-226, E-226, D-226, C-226, B-227, A-227, G-227, F#-227, E-227, D-227, C-227, B-228, A-228, G-228, F#-228, E-228, D-228, C-228, B-229, A-229, G-229, F#-229, E-229, D-229, C-229, B-230, A-230, G-230, F#-230, E-230, D-230, C-230, B-231, A-231, G-231, F#-231, E-231, D-231, C-231, B-232, A-232, G-232, F#-232, E-232, D-232, C-232, B-233, A-233, G-233, F#-233, E-233, D-233, C-233, B-234, A-234, G-234, F#-234, E-234, D-234, C-234, B-235, A-235, G-235, F#-235, E-235, D-235, C-235, B-236, A-236, G-236, F#-236, E-236, D-236, C-236, B-237, A-237, G-237, F#-237, E-237, D-237, C-237, B-238, A-238, G-238, F#-238, E-238, D-238, C-238, B-239, A-239, G-239, F#-239, E-239, D-239, C-239, B-240, A-240, G-240, F#-240, E-240, D-240, C-240, B-241, A-241, G-241, F#-241, E-241, D-241, C-241, B-242, A-242, G-242, F#-242, E-242, D-242, C-242, B-243, A-243, G-243, F#-243, E-243, D-243, C-243, B-244, A-244, G-244, F#-244, E-244, D-244, C-244, B-245, A-245, G-245, F#-245, E-245, D-245, C-245, B-246, A-246, G-246, F#-246, E-246, D-246, C-246, B-247, A-247, G-247, F#-247, E-247, D-247, C-247, B-248, A-248, G-248, F#-248, E-248, D-248, C-248, B-249, A-249, G-249, F#-249, E-249, D-249, C-249, B-250, A-250, G-250, F#-250, E-250, D-250, C-250, B-251, A-251, G-251, F#-251, E-251, D-251, C-251, B-252, A-252, G-252, F#-252, E-252, D-252, C-252, B-253, A-253, G-253, F#-253, E-253, D-253, C-253, B-254, A-254, G-254, F#-254, E-254, D-254, C-254, B-255, A-255, G-255, F#-255, E-255, D-255, C-255, B-256, A-256, G-256, F#-256, E-256, D-256, C-256, B-257, A-257, G-257, F#-257, E-257, D-257, C-257, B-258, A-258, G-258, F#-258, E-258, D-258, C-258, B-259, A-259, G-259, F#-259, E-259, D-259, C-259, B-260, A-260, G-260, F#-260, E-260, D-260, C-260, B-261, A-261, G-261, F#-261, E-261, D-261, C-261, B-262, A-262, G-262, F#-262, E-262, D-262, C-262, B-263, A-263, G-263, F#-263, E-263, D-263, C-263, B-264, A-264, G-264, F#-264, E-264, D-264, C-264, B-265, A-265, G-265, F#-265, E-265, D-265, C-265, B-266, A-266, G-266, F#-266, E-266, D-266, C-266, B-267, A-267, G-267, F#-267, E-267, D-267, C-267, B-268, A-268, G-268, F#-268, E-268, D-268, C-268, B-269, A-269, G-269, F#-269, E-269, D-269, C-269, B-270, A-270, G-270, F#-270, E-270, D-270, C-270, B-271, A-271, G-271, F#-271, E-271, D-271, C-271, B-272, A-272, G-272, F#-272, E-272, D-272, C-272, B-273, A-273, G-273, F#-273, E-273, D-273, C-273, B-274, A-274, G-274, F#-274, E-274, D-274, C-274, B-275, A-275, G-275, F#-275, E-275, D-275, C-275, B-276, A-276, G-276, F#-276, E-276, D-276, C-276, B-277, A-277, G-277, F#-277, E-277, D-277, C-277, B-278, A-278, G-278, F#-278, E-278, D-278, C-278, B-279, A-279, G-279, F#-279, E-279, D-279, C-279, B-280, A-280, G-280, F#-280, E-280, D-280, C-280, B-281, A-281, G-281, F#-281, E-281, D-281, C-281, B-282, A-282, G-282, F#-282, E-282, D-282, C-282, B-283, A-283, G-283, F#-283, E-283, D-283, C-283, B-284, A-284, G-284, F#-284, E-284, D-284, C-284, B-285, A-285, G-285, F#-285, E-285, D-285, C-285, B-286, A-286, G-286, F#-286, E-286, D-286, C-286, B-287, A-287, G-287, F#-287, E-287, D-287, C-287, B-288, A-288, G-288, F#-288, E-288, D-288, C-288, B-289, A-289, G-289, F#-289, E-289, D-289, C-289, B-290, A-290, G-290, F#-290, E-290, D-290, C-290, B-291, A-291, G-291, F#-291, E-291, D-291, C-291, B-292, A-292, G-292, F#-292, E-292, D-292, C-292, B-293, A-293, G-293, F#-293, E-293, D-293, C-293, B-294, A-294, G-294, F#-294, E-294, D-294, C-294, B-295, A-295, G-295, F#-295, E-295, D-295, C-295, B-296, A-296, G-296, F#-296, E-296, D-296, C-296, B-297, A-297, G-297, F#-297, E-297, D-297, C-297, B-298, A-298, G-298, F


LESSON 9 - RHYTHM


2 eighths = 1 quarter

1 

2 

3 

4 

5 

LESSON 10 - RHYTHM

1

Musical staff 1: Treble clef, 3/4 time signature. The melody consists of quarter notes G4, A4, B4, C5, B4, A4, G4, followed by eighth notes G4, A4, B4, C5, B4, A4, G4, and quarter notes G4, A4, B4. A fermata is placed over the final B4 note.

2

Musical staff 2: Treble clef, 3/4 time signature. The melody consists of quarter notes G4, A4, B4, C5, B4, A4, G4, followed by eighth notes G4, A4, B4, C5, B4, A4, G4, and quarter notes G4, A4, B4. A fermata is placed over the final B4 note.

3

Musical staff 3: Treble clef, 3/4 time signature. The melody consists of quarter notes G4, A4, B4, C5, B4, A4, G4, followed by eighth notes G4, A4, B4, C5, B4, A4, G4, and quarter notes G4, A4, B4. A fermata is placed over the final B4 note.

4

Musical staff 4: Treble clef, 3/4 time signature. The melody consists of quarter notes G4, A4, B4, C5, B4, A4, G4, followed by eighth notes G4, A4, B4, C5, B4, A4, G4, and quarter notes G4, A4, B4. A fermata is placed over the final B4 note.

5

Musical staff 5: Treble clef, 3/4 time signature. The melody consists of quarter notes G4, A4, B4, C5, B4, A4, G4, followed by eighth notes G4, A4, B4, C5, B4, A4, G4, and quarter notes G4, A4, B4. A fermata is placed over the final B4 note.

LESSON 11 - RHYTHM

1

4/4

2

4/4

3

4/4

4

4/4

5

4/4

LESSON 12 - PITCH

1

2

3

4

5

Detailed description: The image shows five musical staves, each containing a sequence of 15 notes. The notes are written in a treble clef with a 4/4 time signature. The notes are: G4, A4, B4, C5, D5, E5, F#5, G5, F#5, E5, D5, C5, B4, A4, G4. The notes are written in a sequence that starts on G4 and moves up stepwise to G5, then descends stepwise back to G4. The notes are written in a sequence that starts on G4 and moves up stepwise to G5, then descends stepwise back to G4. The notes are written in a sequence that starts on G4 and moves up stepwise to G5, then descends stepwise back to G4. The notes are written in a sequence that starts on G4 and moves up stepwise to G5, then descends stepwise back to G4. The notes are written in a sequence that starts on G4 and moves up stepwise to G5, then descends stepwise back to G4.

LESSON 13 - PITCH

1

Musical staff 1: Treble clef, 4/4 time signature. Notes: G4, A4, B4, C5, D5, E5, F5, G5, A5, B5, C6, D6, E6, F6, G6, A6, B6, C7. Sharps are present on C5, C6, and C7.

2

Musical staff 2: Treble clef, 4/4 time signature. Notes: G4, A4, B4, C5, D5, E5, F5, G5, A5, B5, C6, D6, E6, F6, G6, A6, B6, C7. Sharps are present on C5, C6, and C7.

3

Musical staff 3: Treble clef, 4/4 time signature. Notes: G4, A4, B4, C5, D5, E5, F5, G5, A5, B5, C6, D6, E6, F6, G6, A6, B6, C7. Sharps are present on C5, C6, and C7.

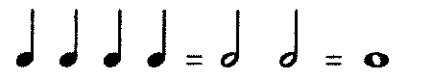
4

Musical staff 4: Treble clef, 4/4 time signature. Notes: G4, A4, B4, C5, D5, E5, F5, G5, A5, B5, C6, D6, E6, F6, G6, A6, B6, C7. Sharps are present on C5, C6, and C7.

5

Musical staff 5: Treble clef, 4/4 time signature. Notes: G4, A4, B4, C5, D5, E5, F5, G5, A5, B5, C6, D6, E6, F6, G6, A6, B6, C7. Sharps are present on C5, C6, and C7.

LESSON 13 - RHYTHM


4 quarters = 2 halves = 1 whole

1 

2 

3 

4 

5 

LESSON 14 - PITCH

1

2

3

4

5

LESSON 14 - RHYTHM

1

1

4/4

Quarter notes: 1, 2, 3, 4, 5, 6, 7, 8, 9, 10, 11, 12, 13, 14, 15, 16.

2

2

4/4

Quarter notes: 1, 2, 3, 4, 5, 6, 7, 8, 9, 10, 11, 12, 13, 14, 15, 16.

3

3

4/4

Quarter notes: 1, 2, 3, 4, 5, 6, 7, 8, 9, 10, 11, 12, 13, 14, 15, 16.

4

4

4/4

Quarter notes: 1, 2, 3, 4, 5, 6, 7, 8, 9, 10, 11, 12, 13, 14, 15, 16.

5

5

4/4

Quarter notes: 1, 2, 3, 4, 5, 6, 7, 8, 9, 10, 11, 12, 13, 14, 15, 16.

F#
1 on E

LESSON 15 - PITCH

1

2

3

4

5

LESSON 15 - RHYTHM

1

1

2

2

3

3

4

4

5

5

LESSON 16 - PITCH

The image displays five staves of musical notation, each labeled with a number from 1 to 5. Each staff is in 4/4 time and uses a treble clef. The notes are quarter notes, and the key signature is one sharp (F#). The staves contain the following sequences of notes:

- Staff 1: G4, A4, B4, C5, D5, E5, F#5, G5, A5, B5, C6, D6, E6, F#6, G6, A6, B6, C7.
- Staff 2: G4, A4, B4, C5, D5, E5, F#5, G5, A5, B5, C6, D6, E6, F#6, G6, A6, B6, C7.
- Staff 3: G4, A4, B4, C5, D5, E5, F#5, G5, A5, B5, C6, D6, E6, F#6, G6, A6, B6, C7.
- Staff 4: G4, A4, B4, C5, D5, E5, F#5, G5, A5, B5, C6, D6, E6, F#6, G6, A6, B6, C7.
- Staff 5: G4, A4, B4, C5, D5, E5, F#5, G5, A5, B5, C6, D6, E6, F#6, G6, A6, B6, C7.

LESSON 16 - RHYTHM

1

Musical staff 1: Treble clef, 3/4 time signature. Four measures of music. Measure 1: quarter, quarter, quarter. Measure 2: quarter, eighth, eighth, quarter. Measure 3: quarter, quarter, quarter. Measure 4: eighth, eighth, quarter, quarter, quarter.

2

Musical staff 2: Treble clef, 3/4 time signature. Four measures of music. Measure 1: quarter, quarter, quarter. Measure 2: quarter, eighth, eighth, quarter. Measure 3: quarter, quarter, quarter. Measure 4: quarter, quarter, quarter, quarter.

3

Musical staff 3: Treble clef, 3/4 time signature. Four measures of music. Measure 1: eighth, eighth, quarter, quarter, quarter. Measure 2: quarter, quarter, quarter. Measure 3: quarter, quarter, quarter. Measure 4: quarter, quarter, quarter, quarter.

4

Musical staff 4: Treble clef, 3/4 time signature. Four measures of music. Measure 1: quarter, quarter, quarter, quarter. Measure 2: quarter, eighth, eighth, quarter, quarter. Measure 3: quarter, quarter, quarter, quarter. Measure 4: quarter, quarter, quarter, quarter.

5

Musical staff 5: Treble clef, 3/4 time signature. Four measures of music. Measure 1: quarter, quarter, quarter, quarter. Measure 2: quarter, eighth, eighth, quarter, quarter. Measure 3: quarter, quarter, quarter, quarter. Measure 4: quarter, quarter, quarter, quarter.

LESSON 17 - PITCH

1

1

2

2

3

3

4

4

5

5



LESSON 17 - RHYTHM

1. Treble clef, 4/4 time. Staff 1: Quarter note G4, eighth notes A4-B4, quarter note C5, quarter note B4, quarter note A4, quarter note G4, quarter note F4, quarter note E4, quarter note D4, quarter note C4.

2. Treble clef, 4/4 time. Staff 2: Eighth notes G4-A4, eighth notes B4-C5, quarter note D5, quarter note C5, quarter note B4, quarter note A4, quarter note G4, quarter note F4, quarter note E4, quarter note D4, quarter note C4.

3. Treble clef, 4/4 time. Staff 3: Quarter note G4, quarter note F4, quarter note E4, quarter note D4, quarter note C4, quarter note B3, quarter note A3, quarter note G3, quarter note F3, quarter note E3, quarter note D3, quarter note C3.

4. Treble clef, 4/4 time. Staff 4: Quarter note G4, quarter note F4, quarter note E4, quarter note D4, quarter note C4, quarter note B4, quarter note A4, quarter note G4, quarter note F4, quarter note E4, quarter note D4, quarter note C4.

5. Treble clef, 4/4 time. Staff 5: Quarter note G4, quarter note F4, quarter note E4, quarter note D4, quarter note C4, quarter note B4, quarter note A4, quarter note G4, quarter note F4, quarter note E4, quarter note D4, quarter note C4.

G#
2 on E

LESSON 18 - PITCH

1

2

3

4

5

LESSON 18 - RHYTHM

41




LESSON 19 - PITCH

1  Musical staff 1: Treble clef, 4/4 time signature. The staff contains a sequence of notes: G4 (quarter), A4 (quarter, sharp sign), B4 (quarter, sharp sign), C5 (quarter), D5 (quarter), E5 (quarter, sharp sign), F5 (quarter, sharp sign), G5 (quarter), A5 (quarter), B5 (quarter), C6 (quarter, sharp sign), D6 (quarter, sharp sign), E6 (quarter), F6 (quarter).


2  Musical staff 2: Treble clef, 4/4 time signature. The staff contains a sequence of notes: G4 (quarter), A4 (quarter, sharp sign), B4 (quarter), C5 (quarter), D5 (quarter), E5 (quarter, sharp sign), F5 (quarter), G5 (quarter), A5 (quarter, sharp sign), B5 (quarter, sharp sign), C6 (quarter), D6 (quarter), E6 (quarter, sharp sign), F6 (quarter), G6 (quarter).

3  Musical staff 3: Treble clef, 4/4 time signature. The staff contains a sequence of notes: G4 (quarter), A4 (quarter, sharp sign), B4 (quarter), C5 (quarter), D5 (quarter), E5 (quarter, sharp sign), F5 (quarter), G5 (quarter), A5 (quarter, sharp sign), B5 (quarter, sharp sign), C6 (quarter), D6 (quarter), E6 (quarter, sharp sign), F6 (quarter), G6 (quarter).


4  Musical staff 4: Treble clef, 4/4 time signature. The staff contains a sequence of notes: G4 (quarter), A4 (quarter, sharp sign), B4 (quarter, sharp sign), C5 (quarter), D5 (quarter), E5 (quarter, sharp sign), F5 (quarter), G5 (quarter), A5 (quarter), B5 (quarter), C6 (quarter, sharp sign), D6 (quarter, sharp sign), E6 (quarter), F6 (quarter), G6 (quarter).

5  Musical staff 5: Treble clef, 4/4 time signature. The staff contains a sequence of notes: G4 (quarter), A4 (quarter, sharp sign), B4 (quarter), C5 (quarter), D5 (quarter), E5 (quarter, sharp sign), F5 (quarter), G5 (quarter), A5 (quarter), B5 (quarter), C6 (quarter, sharp sign), D6 (quarter, sharp sign), E6 (quarter), F6 (quarter), G6 (quarter).


LESSON 19 - RHYTHM



A half tied to a quarter = 3 quarters

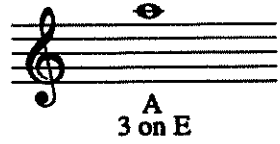
1 

2 

3 

4 

5 



LESSON 20 - PITCH

1

2

3

4

5

The image shows five numbered musical staves in 4/4 time, each containing a sequence of notes and accidentals for a pitch exercise. The notes are quarter notes. Staff 1: E4, F#4, G#4, A4, B4, C#5, D#5, E5, D#5, C#5, B4, A4, G#4, F#4, E4. Staff 2: E4, F#4, G#4, A4, B4, C#5, D#5, E5, D#5, C#5, B4, A4, G#4, F#4, E4. Staff 3: E4, F#4, G#4, A4, B4, C#5, D#5, E5, D#5, C#5, B4, A4, G#4, F#4, E4. Staff 4: E4, F#4, G#4, A4, B4, C#5, D#5, E5, D#5, C#5, B4, A4, G#4, F#4, E4. Staff 5: E4, F#4, G#4, A4, B4, C#5, D#5, E5, D#5, C#5, B4, A4, G#4, F#4, E4.

LESSON 21 - PITCH

1

2

3

4

5

Detailed description of the musical notation: The page contains five staves of music, numbered 1 through 5. Each staff begins with a treble clef and a 4/4 time signature. The notes are quarter notes and eighth notes. Staff 1: G4, A4, B4, C5, D5, E5, F5, G5, A5, B5, C6, D6, E6, F6, G6, A6, B6, C7. Staff 2: G4, A4, B4, C5, D5, E5, F5, G5, A5, B5, C6, D6, E6, F6, G6, A6, B6, C7. Staff 3: G4, A4, B4, C5, D5, E5, F5, G5, A5, B5, C6, D6, E6, F6, G6, A6, B6, C7. Staff 4: G4, A4, B4, C5, D5, E5, F5, G5, A5, B5, C6, D6, E6, F6, G6, A6, B6, C7. Staff 5: G4, A4, B4, C5, D5, E5, F5, G5, A5, B5, C6, D6, E6, F6, G6, A6, B6, C7.

LESSON 21 - RHYTHM


A half tied to a quarter = a dotted half

1 

2 

3 

4 

5 



LESSON 22 - PITCH

1

2

3

4

5

LESSON 22 - RHYTHM

1

Musical staff 1: Treble clef, 4/4 time signature. The melody consists of quarter notes in the first two measures, followed by eighth notes with beams in the third and fourth measures, and quarter notes in the fifth and sixth measures. A fermata is placed over the final quarter note.

2

Musical staff 2: Treble clef, 4/4 time signature. The melody consists of quarter notes in the first two measures, followed by dotted quarter notes in the third and fourth measures, and quarter notes in the fifth and sixth measures.

3

Musical staff 3: Treble clef, 4/4 time signature. The melody consists of quarter notes in the first two measures, followed by eighth notes with beams and eighth rests in the third and fourth measures, and quarter notes in the fifth and sixth measures. A fermata is placed over the final quarter note.


4

Musical staff 4: Treble clef, 4/4 time signature. The melody consists of quarter notes in the first two measures, followed by eighth notes with beams and eighth rests in the third and fourth measures, and quarter notes in the fifth and sixth measures.

5

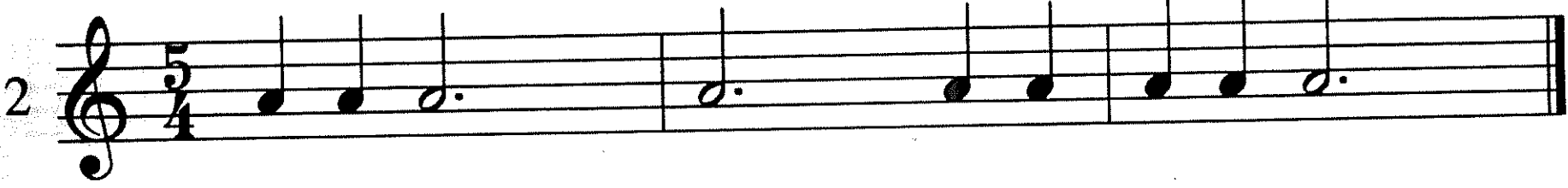
Musical staff 5: Treble clef, 4/4 time signature. The melody consists of dotted quarter notes in the first two measures, followed by eighth notes with beams and eighth rests in the third and fourth measures, and quarter notes in the fifth and sixth measures.


LESSON 23 - PITCH





LESSON 23 - RHYTHM

1 

2 

3 

4 

5 

F#
2 on D

LESSON 24 - PITCH

1


2

3

4

5

LESSON 24 - RHYTHM


4 sixteenths = 2 eighths = 1 quarter

1 

2 

3 

4 

5 

LESSON 25 - PITCH

The image displays five staves of musical notation, each labeled with a number from 1 to 5. Each staff is in 4/4 time and uses a treble clef. The notes are quarter notes, and the key signature is one sharp (F#). The staves are arranged vertically, and each staff contains a sequence of notes that generally ascend and then descend, with some staves featuring specific accidentals (sharps) on certain notes.

Staff 1: C4, D4, E4, F4, F#4, G4, A4, B4, B#4, C5, B4, A4, G4, F4, E4, D4, C4.

Staff 2: C4, D4, E4, F#4, G4, A4, B4, B#4, C5, B4, A4, G4, F4, E4, D4, C4.

Staff 3: C4, D4, E4, F4, F#4, G4, A4, B4, B#4, C5, B4, A4, G4, F4, E4, D4, C4.

Staff 4: C4, D4, E4, F4, F#4, G4, A4, B4, B#4, C5, B4, A4, G4, F4, E4, D4, C4.

Staff 5: C4, D4, E4, F#4, G4, A4, B4, B#4, C5, B4, A4, G4, F#4, G4, A4, B4, B#4, C5, B4, A4, G4, F4, E4, D4, C4.

LESSON 25 - RHYTHM

1

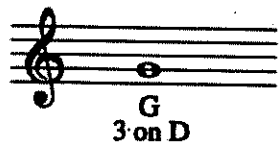
2

3

4

5

The image displays five staves of musical notation, each labeled with a number from 1 to 5. Each staff begins with a treble clef and a 3/4 time signature. The notation consists of rhythmic patterns using quarter notes, eighth notes, and sixteenth notes, often grouped with beams. Each staff contains three measures of music, separated by vertical bar lines. The patterns vary across the staves, providing different rhythmic challenges. For example, staff 1 starts with a quarter note, followed by two eighth notes, then a quarter note, and continues with various combinations of eighth and sixteenth notes. Staff 5 features a more complex pattern with a quarter note followed by a group of sixteenth notes.



LESSON 26 - PITCH

1

A musical staff in treble clef with a 4/4 time signature. It contains 16 eighth notes. The notes are: D4, E4, F4, G4, A4, B4, C#5, D5, E5, F5, G5, A5, B5, C#6, D6, E6. The notes C#5 and C#6 are marked with a sharp sign.

2

A musical staff in treble clef with a 4/4 time signature. It contains 16 eighth notes. The notes are: D4, E4, F4, G4, A4, B4, C#5, D5, E5, F5, G5, A5, B5, C#6, D6, E6. The notes C#5 and C#6 are marked with a sharp sign.

3

A musical staff in treble clef with a 4/4 time signature. It contains 16 eighth notes. The notes are: D4, E4, F4, G4, A4, B4, C#5, D5, E5, F5, G5, A5, B5, C#6, D6, E6. The notes C#5 and C#6 are marked with a sharp sign.

4

A musical staff in treble clef with a 4/4 time signature. It contains 16 eighth notes. The notes are: D4, E4, F4, G4, A4, B4, C#5, D5, E5, F5, G5, A5, B5, C#6, D6, E6. The notes C#5, C#6, and C#7 are marked with a sharp sign.

5

A musical staff in treble clef with a 4/4 time signature. It contains 16 eighth notes. The notes are: D4, E4, F4, G4, A4, B4, C#5, D5, E5, F5, G5, A5, B5, C#6, D6, E6. The notes C#5, C#6, and C#7 are marked with a sharp sign.

LESSON 26 - RHYTHM

1 

2 

3 

4 

5 

LESSON 27 - PITCH

1

Musical staff 1: Treble clef, 4/4 time signature. Notes: G4, A4, B4, C5, D5, E5, F#5, G5, A5, B5, C6, D6, E6, F#6, G6, A6, B6, C7. Sharps are placed under the notes for F#5, F#6, and C7.

2

Musical staff 2: Treble clef, 4/4 time signature. Notes: G4, A4, B4, C5, D5, E5, F#5, G5, A5, B5, C6, D6, E6, F#6, G6, A6, B6, C7. Sharps are placed under the notes for F#5, F#6, and C7.

3

Musical staff 3: Treble clef, 4/4 time signature. Notes: G4, A4, B4, C5, D5, E5, F#5, G5, A5, B5, C6, D6, E6, F#6, G6, A6, B6, C7. Sharps are placed under the notes for F#5, F#6, and C7.

4

Musical staff 4: Treble clef, 4/4 time signature. Notes: G4, A4, B4, C5, D5, E5, F#5, G5, A5, B5, C6, D6, E6, F#6, G6, A6, B6, C7. Sharps are placed under the notes for F#5, F#6, and C7.

5

Musical staff 5: Treble clef, 4/4 time signature. Notes: G4, A4, B4, C5, D5, E5, F#5, G5, A5, B5, C6, D6, E6, F#6, G6, A6, B6, C7. Sharps are placed under the notes for F#5, F#6, and C7.

LESSON 27 - RHYTHM

The image displays five staves of musical notation, each representing a different rhythm exercise. All staves are written in treble clef with a 3/4 time signature. Each exercise consists of two measures of music.

- Staff 1:** The first measure contains a quarter note on G4, followed by a quarter note on A4, and a quarter note on B4. The second measure contains a quarter note on C5, followed by a quarter note on D5, and a quarter note on E5.
- Staff 2:** The first measure contains a quarter note on G4, followed by a quarter note on A4, and a quarter note on B4. The second measure contains a quarter note on C5, followed by a quarter note on D5, and a quarter note on E5.
- Staff 3:** The first measure contains a quarter note on G4, followed by a quarter note on A4, and a quarter note on B4. The second measure contains a quarter note on C5, followed by a quarter note on D5, and a quarter note on E5.
- Staff 4:** The first measure contains a quarter note on G4, followed by a quarter note on A4, and a quarter note on B4. The second measure contains a quarter note on C5, followed by a quarter note on D5, and a quarter note on E5.
- Staff 5:** The first measure contains a quarter note on G4, followed by a quarter note on A4, and a quarter note on B4. The second measure contains a quarter note on C5, followed by a quarter note on D5, and a quarter note on E5.

LESSON 28 - PITCH



LESSON 28 - RHYTHM

1

2

3

4

5

The image displays five staves of musical notation, each labeled with a number from 1 to 5. Each staff begins with a treble clef and a 3/4 time signature. The notation consists of rhythmic patterns of eighth and sixteenth notes, often grouped with beams. The patterns vary across the staves, providing a variety of rhythmic challenges. Each staff concludes with a double bar line.

LESSON 29 - PITCH

1

2

3

4

5

Detailed description: The image shows five musical staves, each labeled with a number from 1 to 5. Each staff begins with a treble clef and a 4/4 time signature. The notes are quarter notes, and each staff contains 18 notes in total, divided into four measures of four notes each. The notes are: G4, A4, B4, C5, B4, A4, G4, F4, E4, D4, C4, B3, A3, G3, F3, E3, D3, C3. The notes are written on a five-line staff, with the first line being G4, the second line being A4, the first space being B4, the second space being C5, the third space being B4, the third line being A4, the second line being G4, the first space being F4, the first line being E4, the first space being D4, the first line being C4, the first space being B3, the first line being A3, the first space being G3, the first line being F3, the first space being E3, the first line being D3, and the first space being C3. The notes are written in a sequence that starts on G4 and descends stepwise to C3, with a slight deviation in the second measure where the notes are G4, A4, B4, C5.

LESSON 29 - RHYTHM



1 eighth and 2 sixteenths = 1 quarter

1



2

3

4

5

LESSON 30 - PITCH



LESSON 30 - RHYTHM

1

Musical staff 1: Treble clef, 3/4 time signature. The melody consists of quarter notes and eighth notes in a rhythmic pattern across three measures.

2

Musical staff 2: Treble clef, 3/4 time signature. The melody consists of quarter notes and eighth notes in a rhythmic pattern across three measures.

3

Musical staff 3: Treble clef, 3/4 time signature. The melody consists of quarter notes and eighth notes in a rhythmic pattern across three measures.

4

Musical staff 4: Treble clef, 3/4 time signature. The melody consists of quarter notes and eighth notes in a rhythmic pattern across three measures.

5

Musical staff 5: Treble clef, 3/4 time signature. The melody consists of quarter notes and eighth notes in a rhythmic pattern across three measures.


LESSON 31 - PITCH




LESSON 31 - RHYTHM

 = 
2 sixteenths and 1 eighth = 1 quarter

1 

2 

3 

4 

5 

LESSON 32 - PITCH

1

2

3

4

5

Detailed description: The image shows five musical staves, each labeled with a number from 1 to 5. Each staff begins with a treble clef and a 4/4 time signature. The notes are quarter notes. Staff 1: G4, A4, B4, C5, B4, A4, G4, F4, E4, D4, C4, B3, A3, G3, F3, E3, D3, C3. Staff 2: G4, A4, B4, C5, B4, A4, G4, F4, E4, D4, C4, B3, A3, G3, F3, E3, D3, C3. Staff 3: G4, A4, B4, C5, B4, A4, G4, F4, E4, D4, C4, B3, A3, G3, F3, E3, D3, C3. Staff 4: G4, A4, B4, C5, B4, A4, G4, F4, E4, D4, C4, B3, A3, G3, F3, E3, D3, C3. Staff 5: G4, A4, B4, C5, B4, A4, G4, F4, E4, D4, C4, B3, A3, G3, F3, E3, D3, C3. Each staff ends with a double bar line.

LESSON 32 - RHYTHM

1

Musical staff 1: Treble clef, 3/4 time signature. The melody consists of eighth and sixteenth notes. The first measure has a quarter note on G4, followed by eighth notes on A4 and B4. The second measure has eighth notes on C5, B4, and A4. The third measure has eighth notes on G4, F4, and E4. The fourth measure has eighth notes on D4, C4, and B3. The fifth measure has eighth notes on A3, G3, and F3. The sixth measure has eighth notes on E3, D3, and C3. The seventh measure has eighth notes on B2, A2, and G2. The eighth measure has eighth notes on F2, E2, and D2. The piece ends with a double bar line.

2

Musical staff 2: Treble clef, 3/4 time signature. The melody consists of eighth and sixteenth notes. The first measure has eighth notes on G4, A4, and B4. The second measure has eighth notes on C5, B4, and A4. The third measure has eighth notes on G4, F4, and E4. The fourth measure has eighth notes on D4, C4, and B3. The fifth measure has eighth notes on A3, G3, and F3. The sixth measure has eighth notes on E3, D3, and C3. The seventh measure has eighth notes on B2, A2, and G2. The eighth measure has eighth notes on F2, E2, and D2. The piece ends with a double bar line.

3

Musical staff 3: Treble clef, 3/4 time signature. The melody consists of eighth and sixteenth notes. The first measure has a quarter note on G4, followed by eighth notes on A4 and B4. The second measure has eighth notes on C5, B4, and A4. The third measure has eighth notes on G4, F4, and E4. The fourth measure has eighth notes on D4, C4, and B3. The fifth measure has eighth notes on A3, G3, and F3. The sixth measure has eighth notes on E3, D3, and C3. The seventh measure has eighth notes on B2, A2, and G2. The eighth measure has eighth notes on F2, E2, and D2. The piece ends with a double bar line.

4

Musical staff 4: Treble clef, 3/4 time signature. The melody consists of eighth and sixteenth notes. The first measure has eighth notes on G4, A4, and B4. The second measure has eighth notes on C5, B4, and A4. The third measure has eighth notes on G4, F4, and E4. The fourth measure has eighth notes on D4, C4, and B3. The fifth measure has eighth notes on A3, G3, and F3. The sixth measure has eighth notes on E3, D3, and C3. The seventh measure has eighth notes on B2, A2, and G2. The eighth measure has eighth notes on F2, E2, and D2. The piece ends with a double bar line.

5

Musical staff 5: Treble clef, 3/4 time signature. The melody consists of eighth and sixteenth notes. The first measure has eighth notes on G4, A4, and B4. The second measure has eighth notes on C5, B4, and A4. The third measure has eighth notes on G4, F4, and E4. The fourth measure has eighth notes on D4, C4, and B3. The fifth measure has eighth notes on A3, G3, and F3. The sixth measure has eighth notes on E3, D3, and C3. The seventh measure has eighth notes on B2, A2, and G2. The eighth measure has eighth notes on F2, E2, and D2. The piece ends with a double bar line.

LESSON 33 - PITCH

1

Musical staff 1: Treble clef, 4/4 time signature. Notes: G4, A4, B4 (sharp), C5, D5, E5, F5, G5, A5, B5 (sharp), C6, D6, E6, F6, G6. Bar lines at the end of the 4th and 8th measures.

2

Musical staff 2: Treble clef, 4/4 time signature. Notes: G4, A4, B4 (sharp), C5, D5, E5, F5, G5, A5, B5 (sharp), C6, D6, E6, F6, G6. Bar lines at the end of the 4th and 8th measures.

3

Musical staff 3: Treble clef, 4/4 time signature. Notes: G4, A4, B4, C5, D5, E5, F5, G5, A5, B5, C6, D6, E6, F6, G6. Bar lines at the end of the 4th and 8th measures.


4

Musical staff 4: Treble clef, 4/4 time signature. Notes: G4, A4, B4, C5, D5, E5, F5, G5, A5, B5, C6, D6, E6, F6, G6. Bar lines at the end of the 4th and 8th measures.

5

Musical staff 5: Treble clef, 4/4 time signature. Notes: G4, A4, B4, C5, D5, E5, F5, G5, A5, B5, C6, D6, E6, F6, G6. Bar lines at the end of the 4th and 8th measures.

LESSON 34 - PITCH



LESSON 34 - RHYTHM

$\gamma = \text{eighth note}$
An eighth rest = a silent eighth note

1

2

3

4

5

A musical staff with a treble clef. The first measure contains an open G string (indicated by a bar over the letter 'G' and the word 'Open' below it). The second measure contains the first fret on the G string (indicated by a bar over the letter 'A' and '1 on G' below it).

LESSON 35 - PITCH

Five staves of musical notation, numbered 1 through 5 on the left. Each staff begins with a treble clef and a 4/4 time signature. The notation consists of quarter notes on a single string, with stems pointing downwards. The notes are: Staff 1: G (open), A (1st fret), B (2nd fret), C (3rd fret); Staff 2: D (4th fret), E (5th fret), F (6th fret), G (7th fret); Staff 3: A (8th fret), B (9th fret), C (10th fret), D (11th fret); Staff 4: E (12th fret), F (13th fret), G (14th fret), A (15th fret); Staff 5: B (16th fret), C (17th fret), D (18th fret), E (19th fret). Each staff ends with a double bar line.

LESSON 35 - RHYTHM

1

Musical staff 1: Treble clef, 2/4 time signature. Four measures of music. Measure 1: quarter note G4, quarter note A4, quarter rest, quarter note B4. Measure 2: quarter note C5, quarter note B4, quarter rest, quarter note A4. Measure 3: eighth notes G4, A4, B4, C5, D5, E5, quarter note D5. Measure 4: quarter note C5, quarter note B4, quarter rest, quarter note A4.

2

Musical staff 2: Treble clef, 2/4 time signature. Four measures of music. Measure 1: eighth notes G4, A4, B4, C5, D5, E5, quarter note D5. Measure 2: quarter note C5, quarter note B4, quarter note A4, quarter note G4. Measure 3: quarter note F4, quarter note E4, quarter rest, quarter note D4. Measure 4: eighth notes C4, D4, E4, F4, G4, A4, quarter note G4.

3

Musical staff 3: Treble clef, 2/4 time signature. Four measures of music. Measure 1: quarter note G4, quarter note A4, quarter rest, quarter note B4. Measure 2: quarter note C5, quarter note B4, quarter rest, quarter note A4. Measure 3: eighth notes G4, A4, B4, C5, D5, E5, quarter note D5. Measure 4: quarter note C5, quarter note B4, quarter rest, quarter note A4.

4

Musical staff 4: Treble clef, 2/4 time signature. Four measures of music. Measure 1: quarter note G4, quarter note A4, quarter note B4, quarter note C5. Measure 2: eighth notes D5, E5, F5, G5, quarter note F5. Measure 3: quarter note E5, quarter note D5, quarter rest, quarter note C5. Measure 4: quarter note B4, quarter note A4, quarter rest, quarter note G4.

5

Musical staff 5: Treble clef, 2/4 time signature. Four measures of music. Measure 1: quarter note G4, quarter note A4, quarter rest, quarter note B4. Measure 2: quarter note C5, quarter note B4, quarter note A4, quarter note G4. Measure 3: quarter note F4, quarter note E4, quarter rest, quarter note D4. Measure 4: quarter note C4, quarter note B3, quarter note A3, quarter note G3.

LESSON 36 - PITCH

The image displays five staves of musical notation, numbered 1 through 5 on the left. Each staff begins with a treble clef and a 4/4 time signature. The notes are arranged in a sequence of four groups, each containing four notes. The notes in each group are: G4, A4, B4, C5 (first group); D5, E5, F5, G5 (second group); A5, B5, C6, D6 (third group); and E6, F6, G6, A6 (fourth group). The notes are written as quarter notes with stems pointing downwards. The staves are separated by vertical bar lines, and each staff concludes with a double bar line.



LESSON 36 - RHYTHM

1

Musical staff 1: Treble clef, 2/4 time signature. Four measures of music. Measure 1: quarter note G4, eighth notes A4, B4, C5, D5, E5. Measure 2: quarter note D5, quarter note C5, quarter note B4, quarter note A4. Measure 3: quarter note G4, quarter note F4, quarter note E4, quarter note D4. Measure 4: quarter note C4, quarter note B3, quarter note A3, quarter note G3.

2

Musical staff 2: Treble clef, 2/4 time signature. Four measures of music. Measure 1: quarter note G4, quarter note F4, quarter note E4, quarter note D4. Measure 2: quarter note C4, quarter note B3, quarter note A3, quarter note G3. Measure 3: quarter note F4, quarter note E4, quarter note D4, quarter note C4. Measure 4: quarter note B3, quarter note A3, quarter note G3, quarter note F3.

3

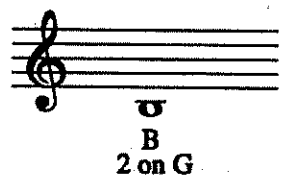
Musical staff 3: Treble clef, 2/4 time signature. Four measures of music. Measure 1: quarter note G4, eighth notes A4, B4, C5, D5, E5. Measure 2: quarter note D5, quarter note C5, quarter note B4, quarter note A4. Measure 3: quarter note G4, quarter note F4, quarter note E4, quarter note D4. Measure 4: quarter note C4, quarter note B3, quarter note A3, quarter note G3.

4

Musical staff 4: Treble clef, 2/4 time signature. Four measures of music. Measure 1: quarter note G4, quarter note F4, quarter note E4, quarter note D4. Measure 2: quarter note C4, quarter note B3, quarter note A3, quarter note G3. Measure 3: quarter note F4, quarter note E4, quarter note D4, quarter note C4. Measure 4: quarter note B3, quarter note A3, quarter note G3, quarter note F3.

5

Musical staff 5: Treble clef, 2/4 time signature. Four measures of music. Measure 1: quarter note G4, quarter note F4, quarter note E4, quarter note D4. Measure 2: quarter note C4, quarter note B3, quarter note A3, quarter note G3. Measure 3: quarter note F4, quarter note E4, quarter note D4, quarter note C4. Measure 4: quarter note B3, quarter note A3, quarter note G3, quarter note F3.



LESSON 37 - PITCH

1

2

3

4

5

The page contains five musical staves, numbered 1 through 5. Each staff begins with a treble clef and a 4/4 time signature. The notes on each staff are as follows:

- Staff 1: G4, A4, B4, C5, D5, E5, F5, G5, A5, B5, C6, D6, E6, F6, G6
- Staff 2: G4, A4, B4, C5, D5, E5, F5, G5, A5, B5, C6, D6, E6, F6, G6
- Staff 3: G4, A4, B4, C5, D5, E5, F5, G5, A5, B5, C6, D6, E6, F6, G6
- Staff 4: G4, A4, B4, C5, D5, E5, F5, G5, A5, B5, C6, D6, E6, F6, G6
- Staff 5: G4, A4, B4, C5, D5, E5, F5, G5, A5, B5, C6, D6, E6, F6, G6

LESSON 37 - RHYTHM

1

2

3

4

5

LESSON 38 - PITCH

The image displays five staves of musical notation, numbered 1 through 5 on the left. Each staff begins with a treble clef and a 4/4 time signature. The notes are as follows:

- Staff 1:** G4, A4, B4, C5, D5, E5, F5, G5, A5, B5, C6, D6, E6, F6, G6, A6.
- Staff 2:** F4, G4, A4, B4, C5, D5, E5, F5, G5, A5, B5, C6, D6, E6, F6, G6.
- Staff 3:** E4, F4, G4, A4, B4, C5, D5, E5, F5, G5, A5, B5, C6, D6, E6, F6.
- Staff 4:** D4, E4, F4, G4, A4, B4, C5, D5, E5, F5, G5, A5, B5, C6, D6, E6.
- Staff 5:** C4, D4, E4, F4, G4, A4, B4, C5, D5, E5, F5, G5, A5, B5, C6, D6.

Each staff contains 16 quarter notes, grouped into four measures of four notes each. The notes are written on a five-line staff with stems pointing downwards.

LESSON 38 - RHYTHM

1

Musical staff 1: Treble clef, 3/4 time signature. The first measure contains a quarter note, a quarter note, a quarter rest, and a quarter note. The second measure contains a quarter note, a quarter note, a quarter note, and a quarter note. The third measure contains a quarter note, a quarter note, a quarter note, and a quarter note. The fourth measure contains a quarter note, a quarter note, a quarter note, and a quarter note.

2

Musical staff 2: Treble clef, 3/4 time signature. The first measure contains a quarter note, a quarter note, a quarter note, and a quarter note. The second measure contains a quarter note, a quarter note, a quarter note, and a quarter note. The third measure contains a quarter note, a quarter note, a quarter note, and a quarter note. The fourth measure contains a quarter note, a quarter note, a quarter note, and a quarter note.

3

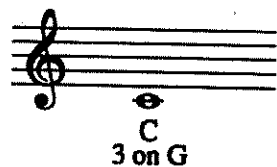
Musical staff 3: Treble clef, 3/4 time signature. The first measure contains a quarter note, a quarter note, a quarter note, and a quarter note. The second measure contains a quarter note, a quarter note, a quarter note, and a quarter note. The third measure contains a quarter note, a quarter note, a quarter note, and a quarter note. The fourth measure contains a quarter note, a quarter note, a quarter note, and a quarter note.

4

Musical staff 4: Treble clef, 3/4 time signature. The first measure contains a quarter note, a quarter note, a quarter note, and a quarter note. The second measure contains a quarter note, a quarter note, a quarter note, and a quarter note. The third measure contains a quarter note, a quarter note, a quarter note, and a quarter note. The fourth measure contains a quarter note, a quarter note, a quarter note, and a quarter note.

5

Musical staff 5: Treble clef, 3/4 time signature. The first measure contains a quarter note, a quarter note, a quarter note, and a quarter note. The second measure contains a quarter note, a quarter note, a quarter note, and a quarter note. The third measure contains a quarter note, a quarter note, a quarter note, and a quarter note. The fourth measure contains a quarter note, a quarter note, a quarter note, and a quarter note.



LESSON 39 - PITCH

1

2

3

4

5

The page contains five musical staves, numbered 1 through 5. Each staff begins with a treble clef and a 4/4 time signature. The exercises consist of rhythmic patterns of quarter notes and eighth notes. Staff 1: Quarter notes G4, A4, B4, C5, D5, E5, F5, G5, A5, B5, C6, D6, E6, F6, G6. Staff 2: Quarter notes G4, A4, B4, C5, D5, E5, F5, G5, A5, B5, C6, D6, E6, F6, G6. Staff 3: Quarter notes G4, A4, B4, C5, D5, E5, F5, G5, A5, B5, C6, D6, E6, F6, G6. Staff 4: Quarter notes G4, A4, B4, C5, D5, E5, F5, G5, A5, B5, C6, D6, E6, F6, G6. Staff 5: Quarter notes G4, A4, B4, C5, D5, E5, F5, G5, A5, B5, C6, D6, E6, F6, G6.

LESSON 39 - RHYTHM

1

Musical staff 1: Treble clef, 2/4 time signature. Four measures of music. Measure 1: quarter, quarter, quarter, quarter. Measure 2: quarter, quarter, quarter, quarter. Measure 3: quarter, quarter, quarter, quarter. Measure 4: quarter, quarter, quarter, quarter.

2

Musical staff 2: Treble clef, 2/4 time signature. Four measures of music. Measure 1: quarter, quarter, quarter, quarter. Measure 2: quarter, quarter, quarter, quarter. Measure 3: quarter, quarter, quarter, quarter. Measure 4: quarter, quarter, quarter, quarter.

3

Musical staff 3: Treble clef, 2/4 time signature. Four measures of music. Measure 1: quarter, quarter, quarter, quarter. Measure 2: quarter, quarter, quarter, quarter. Measure 3: quarter, quarter, quarter, quarter. Measure 4: quarter, quarter, quarter, quarter.

4

Musical staff 4: Treble clef, 2/4 time signature. Four measures of music. Measure 1: quarter, quarter, quarter, quarter. Measure 2: quarter, quarter, quarter, quarter. Measure 3: quarter, quarter, quarter, quarter. Measure 4: quarter, quarter, quarter, quarter.

5

Musical staff 5: Treble clef, 2/4 time signature. Four measures of music. Measure 1: quarter, quarter, quarter, quarter. Measure 2: quarter, quarter, quarter, quarter. Measure 3: quarter, quarter, quarter, quarter. Measure 4: quarter, quarter, quarter, quarter.

LESSON 40 - PITCH

1

2

3

4

5

This page contains five musical staves, numbered 1 through 5, each featuring a treble clef and a 4/4 time signature. Each staff contains a single melodic line consisting of eight eighth notes. The notes are arranged in four groups of two, with a two-measure rest between each group. Staff 1 starts on G4 and descends to E4. Staff 2 starts on F4 and descends to D4. Staff 3 starts on E4 and descends to C4. Staff 4 starts on D4 and descends to B3. Staff 5 starts on C4 and descends to B3. All staves end with a double bar line.

LESSON 40 - RHYTHM


A quarter tied to an eighth = a dotted quarter

1 

2 

3 

4 

5 

LESSON 41 - PITCH

The image displays five musical staves, numbered 1 through 5, each in 4/4 time with a treble clef. Each staff contains a sequence of 16 quarter notes. The notes are as follows:

- Staff 1: G4, A4, B4, C5, D5, E5, F5, G5, A5, B5, C6, D6, E6, F6, G6, A6.
- Staff 2: G4, A4, B4, C5, D5, E5, F5, G5, A5, B5, C6, D6, E6, F6, G6, A6.
- Staff 3: G4, A4, B4, C5, D5, E5, F5, G5, A5, B5, C6, D6, E6, F6, G6, A6.
- Staff 4: G4, A4, B4, C5, D5, E5, F5, G5, A5, B5, C6, D6, E6, F6, G6, A6.
- Staff 5: G4, A4, B4, C5, D5, E5, F5, G5, A5, B5, C6, D6, E6, F6, G6, A6.

LESSON 41 - RHYTHM

1

Musical staff 1: Treble clef, 2/4 time signature. The melody consists of quarter notes in the first two measures, followed by a dotted quarter note and an eighth note in the third measure, and a dotted quarter note and an eighth note in the fourth measure. The final two measures contain eighth notes.

2

Musical staff 2: Treble clef, 2/4 time signature. The melody starts with a dotted quarter note and an eighth note in the first measure, followed by quarter notes in the second measure, a dotted quarter note and an eighth note in the third measure, and quarter notes in the fourth measure. The final two measures contain eighth notes.

3

Musical staff 3: Treble clef, 2/4 time signature. The melody consists of quarter notes in the first two measures, followed by a dotted quarter note and an eighth note in the third measure, and quarter notes in the fourth measure. The final two measures contain eighth notes.

4

Musical staff 4: Treble clef, 2/4 time signature. The melody consists of quarter notes in the first two measures, followed by a dotted quarter note and an eighth note in the third measure, eighth notes in the fourth measure, a dotted quarter note and an eighth note in the fifth measure, and quarter notes in the sixth measure. The final two measures contain eighth notes.

5

Musical staff 5: Treble clef, 2/4 time signature. The melody consists of quarter notes in the first two measures, eighth notes in the third measure, a dotted quarter note and an eighth note in the fourth measure, eighth notes in the fifth measure, and quarter notes in the sixth measure. The final two measures contain eighth notes.

LESSON 42 - PITCH

1

2

3

4

5

LESSON 42 - RHYTHM

1

2

3

4

5

The image displays five staves of musical notation, each numbered 1 through 5. All staves are in the treble clef and 3/4 time signature. Each staff contains four measures of music. Staff 1: Measure 1 has a quarter note on G4, followed by two eighth notes on A4 and B4. Measure 2 has a quarter note on C5, followed by two eighth notes on B4 and A4. Measure 3 has a quarter note on G4, followed by two eighth notes on A4 and B4. Measure 4 has a quarter note on C5, followed by two eighth notes on B4 and A4. Staff 2: Measure 1 has a quarter note on G4, followed by two eighth notes on A4 and B4. Measure 2 has a quarter note on C5, followed by two eighth notes on B4 and A4. Measure 3 has a quarter note on G4, followed by two eighth notes on A4 and B4. Measure 4 has a quarter note on C5, followed by two eighth notes on B4 and A4. Staff 3: Measure 1 has a quarter note on G4, followed by two eighth notes on A4 and B4. Measure 2 has a quarter note on C5, followed by two eighth notes on B4 and A4. Measure 3 has a quarter note on G4, followed by two eighth notes on A4 and B4. Measure 4 has a quarter note on C5, followed by two eighth notes on B4 and A4. Staff 4: Measure 1 has a quarter note on G4, followed by two eighth notes on A4 and B4. Measure 2 has a quarter note on C5, followed by two eighth notes on B4 and A4. Measure 3 has a quarter note on G4, followed by two eighth notes on A4 and B4. Measure 4 has a quarter note on C5, followed by two eighth notes on B4 and A4. Staff 5: Measure 1 has a quarter note on G4, followed by two eighth notes on A4 and B4. Measure 2 has a quarter note on C5, followed by two eighth notes on B4 and A4. Measure 3 has a quarter note on G4, followed by two eighth notes on A4 and B4. Measure 4 has a quarter note on C5, followed by two eighth notes on B4 and A4.

LESSON 43 - PITCH

The image displays five staves of musical notation, numbered 1 through 5 on the left. Each staff begins with a treble clef and a 4/4 time signature. The notes are as follows:

- Staff 1:** A sequence of notes starting on G4, moving up stepwise to D5, then down stepwise to G4, and finally down to E4.
- Staff 2:** A sequence of notes starting on G4, moving up stepwise to D5, then down stepwise to G4, and finally down to E4.
- Staff 3:** A sequence of notes starting on G4, moving up stepwise to D5, then down stepwise to G4, and finally down to E4.
- Staff 4:** A sequence of notes starting on G4, moving up stepwise to D5, then down stepwise to G4, and finally down to E4.
- Staff 5:** A sequence of notes starting on G4, moving up stepwise to D5, then down stepwise to G4, and finally down to E4.


LESSON 43 - RHYTHM





LESSON 44 - PITCH




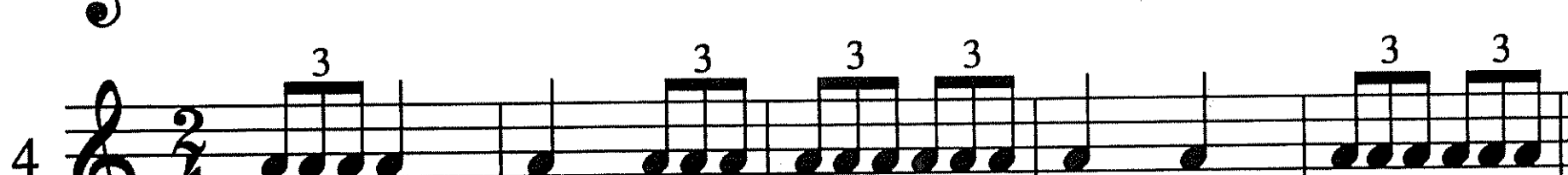
LESSON 44 - RHYTHM

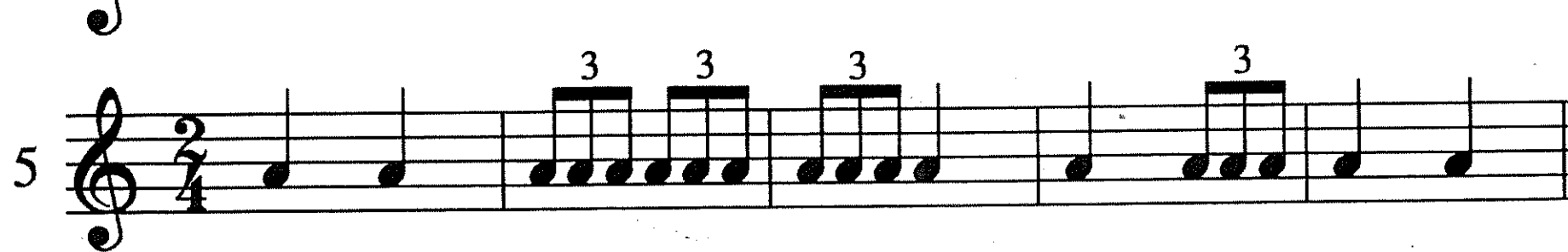

3 triplet eighths = 1 quarter

1 

2 

3 

4 

5 

LESSON 45 - PITCH

1

2

3

4

5

The image displays five staves of musical notation, each labeled with a number from 1 to 5. Each staff begins with a treble clef and a 4/4 time signature. The notes are as follows:

- Staff 1:** A sequence of notes: G4, A4, B4, C5, D5, E5, F5, G5, A5, B5, C6, D6, E6, F6, G6, A6, B6, C7.
- Staff 2:** A sequence of notes: G4, A4, B4, C5, D5, E5, F5, G5, A5, B5, C6, D6, E6, F6, G6, A6, B6, C7.
- Staff 3:** A sequence of notes: G4, A4, B4, C5, D5, E5, F5, G5, A5, B5, C6, D6, E6, F6, G6, A6, B6, C7.
- Staff 4:** A sequence of notes: G4, A4, B4, C5, D5, E5, F5, G5, A5, B5, C6, D6, E6, F6, G6, A6, B6, C7.
- Staff 5:** A sequence of notes: G4, A4, B4, C5, D5, E5, F5, G5, A5, B5, C6, D6, E6, F6, G6, A6, B6, C7.

LESSON 45 - RHYTHM

1

2/4

3

3

3

2

2/4

3

3

3

3

3

2/4

3

3

3

4

2/4

3

3

3

5

2/4

3

3

LESSON 46 - PITCH

The image displays five staves of musical notation, each starting with a treble clef and a 4/4 time signature. The notation consists of quarter notes and half notes, with some notes marked with sharp (#) or flat (b) accidentals. The staves are numbered 1 through 5 on the left side. Staff 1 shows a sequence of notes: G4, A4, B4, C5, D5, E5, F5, G5, A5, B5, C6, D6, E6, F6, G6, A6, B6, C7. Staff 2 shows: G4, A4, B4, C5, D5, E5, F5, G5, A5, B5, C6, D6, E6, F6, G6, A6, B6, C7. Staff 3 shows: G4, A4, B4, C5, D5, E5, F5, G5, A5, B5, C6, D6, E6, F6, G6, A6, B6, C7. Staff 4 shows: G4, A4, B4, C5, D5, E5, F5, G5, A5, B5, C6, D6, E6, F6, G6, A6, B6, C7. Staff 5 shows: G4, A4, B4, C5, D5, E5, F5, G5, A5, B5, C6, D6, E6, F6, G6, A6, B6, C7.

LESSON 46 - RHYTHM

The image displays five staves of musical notation, each labeled with a number from 1 to 5. All staves are in 3/4 time. The notation includes quarter notes, eighth notes, and triplet groups of eighth notes, indicated by a bracket and the number '3' above the notes. The exercises are as follows:

- Staff 1:** Quarter note, triplet eighth notes, quarter note, quarter note, triplet eighth notes, quarter note, quarter note, triplet eighth notes.
- Staff 2:** Triplet eighth notes, quarter note, quarter note, quarter note, triplet eighth notes, quarter note, triplet eighth notes, triplet eighth notes.
- Staff 3:** Quarter note, triplet eighth notes, quarter note, triplet eighth notes, quarter note, quarter note, triplet eighth notes, quarter note.
- Staff 4:** Quarter note, quarter note, quarter note, triplet eighth notes, quarter note, quarter note, quarter note.
- Staff 5:** Quarter note, triplet eighth notes, triplet eighth notes, quarter note, quarter note, triplet eighth notes, quarter note, quarter note.

LESSON 47 - PITCH

1

2


3


4


5

The image displays five staves of musical notation, each labeled with a number from 1 to 5. Each staff begins with a treble clef and a 4/4 time signature. The notation consists of quarter notes and rests. Staff 1: Four measures of quarter notes: G4, F4, E4, D4; C4, B3, A3, G3; F3, E3, D3, C3; B2, A2, G2, F2. Staff 2: Four measures of quarter notes: E4, D4, C4, B3; A3, G3, F3, E3; D3, C3, B2, A2; G2, F2, E2, D2. Staff 3: Four measures of quarter notes: C4, B3, A3, G3; F3, E3, D3, C3; B2, A2, G2, F2; E2, D2, C2, B1. Staff 4: Four measures of quarter notes: G4, F4, E4, D4; C4, B3, A3, G3; F3, E3, D3, C3; B2, A2, G2, F2. Staff 5: Four measures of quarter notes: G4, F4, E4, D4; C4, B3, A3, G3; F3, E3, D3, C3; B2, A2, G2, F2.


LESSON 47 - RHYTHM



3 eighths = 1 dotted quarter

1 

2 

3 

4 

5 

C natural
Low 2 on A

G natural
Low 2 on E

LESSON 48 - PITCH


1

2

3

4

5



LESSON 48 - RHYTHM

$\text{♩} \cdot \text{♩} \cdot = \text{♩} \cdot \cdot$
2 dotted quarters = 1 dotted half

1

2

3

4

5


LESSON 49 - PITCH



LESSON 49 - RHYTHM

The image displays five staves of musical notation, numbered 1 through 5 on the left. Each staff begins with a treble clef and a 6/8 time signature. The notation consists of rhythmic patterns using eighth and sixteenth notes, often grouped with beams. Staff 1: Four measures of music. Measure 1: eighth-note triplet (G4, A4, B4), eighth-note triplet (C5, B4, A4), eighth-note triplet (G4, F4, E4). Measure 2: quarter note (G4), eighth-note triplet (A4, B4, C5), eighth-note triplet (B4, A4, G4). Measure 3: quarter note (G4), eighth-note triplet (A4, B4, C5), eighth-note triplet (B4, A4, G4). Measure 4: quarter note (G4), quarter note (F4), quarter note (E4). Staff 2: Four measures of music. Measure 1: eighth-note triplet (G4, A4, B4), eighth-note triplet (C5, B4, A4), quarter note (G4). Measure 2: quarter note (G4), eighth-note triplet (A4, B4, C5), eighth-note triplet (B4, A4, G4). Measure 3: quarter note (G4), eighth-note triplet (A4, B4, C5), eighth-note triplet (B4, A4, G4). Measure 4: quarter note (G4), quarter note (F4), quarter note (E4). Staff 3: Four measures of music. Measure 1: quarter note (G4), quarter note (F4), eighth-note triplet (G4, A4, B4). Measure 2: eighth-note triplet (C5, B4, A4), eighth-note triplet (B4, A4, G4), quarter note (F4). Measure 3: quarter note (G4), eighth-note triplet (A4, B4, C5), eighth-note triplet (B4, A4, G4). Measure 4: quarter note (G4), eighth-note triplet (A4, B4, C5), eighth-note triplet (B4, A4, G4). Staff 4: Four measures of music. Measure 1: quarter note (G4), quarter rest, quarter note (F4), quarter note (E4). Measure 2: quarter note (G4), eighth-note triplet (A4, B4, C5), eighth-note triplet (B4, A4, G4). Measure 3: quarter note (G4), eighth-note triplet (A4, B4, C5), eighth-note triplet (B4, A4, G4). Measure 4: quarter note (G4), quarter note (F4), quarter note (E4). Staff 5: Four measures of music. Measure 1: quarter note (G4), eighth-note triplet (A4, B4, C5), eighth-note triplet (B4, A4, G4). Measure 2: quarter note (G4), eighth-note triplet (A4, B4, C5), eighth-note triplet (B4, A4, G4). Measure 3: quarter note (G4), quarter note (F4), quarter note (E4). Measure 4: quarter note (G4), quarter note (F4), quarter note (E4).

LESSON 50 - PITCH



LESSON 50 - RHYTHM

