

I Can Read Music

a note reading book for CELLO students


























by Joanne Martin

Volume 1


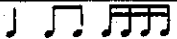














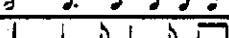
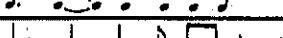
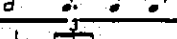


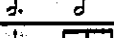

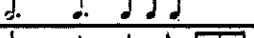



SUMMY-BIRCHARD INC.

I CAN READ MUSIC CELLO Table of Contents

LESSON	C STRING	G STRING	D STRING	A STRING	LESSON	METER	TIME VALUES
1 Pitch			D,E		1 Rhythm	$\frac{2}{4}$	
2 Pitch			D,E		2 Rhythm	$\frac{3}{4}$	
3 Pitch			D,E,F#		3 Rhythm	$\frac{4}{4}$	
4 Pitch			D,E,F#		4 Rhythm	$\frac{5}{4}$	
5 Pitch			D,E,F#		5 Rhythm	$\frac{2}{4}$	
6 Pitch			D,E,F#, G		6 Rhythm	$\frac{3}{4}$	
7 Pitch			D,E,F#, G		7 Rhythm	$\frac{4}{4}$	
8 Pitch			D,E,F#, G		8 Rhythm	$\frac{5}{4}$	
9 Pitch			D,E,F#, G		9 Rhythm	$\frac{2}{4}$	
10 Pitch			D,E,F#, G		10 Rhythm	$\frac{3}{4}$	
11 Pitch			D,E,F#, G	A	11 Rhythm	$\frac{4}{4}$	
12 Pitch			D,E,F#, G	A	12 Rhythm	$\frac{5}{4}$	
13 Pitch			D,E,F#, G	A	13 Rhythm	$\frac{4}{4}$	
14 Pitch			D,E,F#, G	A	14 Rhythm	$\frac{4}{4}$	
15 Pitch			D,E,F#, G	A,B	15 Rhythm	$\frac{2}{4}$	
16 Pitch			D,E,F#, G	A,B	16 Rhythm	$\frac{3}{4}$	
17 Pitch			D,E,F#, G	A,B	17 Rhythm	$\frac{4}{4}$	
18 Pitch			D,E,F#, G	A,B C#	18 Rhythm	$\frac{5}{4}$	
19 Pitch			D,E,F#, G	A,B C#	19 Rhythm	$\frac{3}{4}$	
20 Pitch			D,E,F#, G	A,B C#,D	20 Rhythm	$\frac{4}{4}$	
21 Pitch			D,E,F#, G	A,B C#,D	21 Rhythm	$\frac{3}{4}$	
22 Pitch		G,A			22 Rhythm	$\frac{4}{4}$	
23 Pitch		G,A			23 Rhythm	$\frac{5}{4}$	
24 Pitch		G,A,B			24 Rhythm	$\frac{2}{4}$	
25 Pitch		G,A,B			25 Rhythm	$\frac{3}{4}$	

I CAN READ MUSIC CELLO Table of Contents

LESSON	C STRING	G STRING	D STRING	A STRING	LESSON	METER	TIME VALUES
26 Pitch		G,A,B,C			26 Rhythm	$\frac{2}{4}$	
27 Pitch		G,A,B,C			27 Rhythm	$\frac{3}{4}$	
28 Pitch		C	D,E,G		28 Rhythm	$\frac{3}{4}$	
29 Pitch		C	D,E,G	A	29 Rhythm	$\frac{2}{4}$	
30 Pitch		B,C	D,E,G	A	30 Rhythm	$\frac{3}{4}$	
31 Pitch		B,C	D,E,F#, G	A,B	31 Rhythm	$\frac{2}{4}$	
32 Pitch		A,B,C	D,E	A	32 Rhythm	$\frac{3}{4}$	
33 Pitch		G,A,B,C	D,E,F#, G		33 Rhythm	$\frac{3}{4}$	
34 Pitch		G,A,B,C	D,E,F#, G	A,B	34 Rhythm	$\frac{2}{4}$	
35 Pitch	C,D				35 Rhythm	$\frac{2}{4}$	
36 Pitch	C,D				36 Rhythm	$\frac{2}{4}$	
37 Pitch	C,D,E				37 Rhythm	$\frac{3}{4}$	
38 Pitch	C,D,E				38 Rhythm	$\frac{3}{4}$	
39 Pitch	C,D,E,F				39 Rhythm	$\frac{2}{4}$	
40 Pitch	C,D,E,F				40 Rhythm	$\frac{2}{4}$	
41 Pitch	F	G,A,C	D		41 Rhythm	$\frac{2}{4}$	
42 Pitch	F	G,A,C	D,E,G		42 Rhythm	$\frac{3}{4}$	
43 Pitch	E,F	G,A,C	D		43 Rhythm	$\frac{3}{4}$	
44 Pitch	E,F	G,A,C	D,E,G		44 Rhythm	$\frac{2}{4}$	
45 Pitch	D,E,F	G,A	D,E	A	45 Rhythm	$\frac{2}{4}$	
46 Pitch	C,D,E,F	G,A,B,C			46 Rhythm	$\frac{3}{4}$	
47 Pitch	C,D,E,F	G,A,B,C	D,E,G		47 Rhythm	$\frac{6}{8}$	
48 Pitch		C	D,E,F,F#, G	A,B,C	48 Rhythm	$\frac{6}{8}$	
49 Pitch		C	D,E,F,F#, G	A,C,D	49 Rhythm	$\frac{6}{8}$	
50 Pitch	C,D,E,F	G,A,B,C	D,E,F,F#, G	A,B,C,C#,D	50 Rhythm	$\frac{6}{8}$	

INTRODUCTION

I Can Read Music is a beginning note-reading book for violoncello students who have learned to play using an aural approach such as the Suzuki Method, or for traditionally taught students who need extra note reading practise. Rhythm and pitch are taught separately, so that the student can work on one thing at a time. When the two aspects of reading are established, they can be combined successfully at a later date.

Before beginning *I Can Read Music* the students should have done some pre-reading work. For pitch reading, students should have a basic understanding of how note names are related to locations on the fingerboard. Teachers and parents should be sure, if they are not already doing so, to refer to notes by name rather than by their location ("address"), i.e., call notes "B" rather than "1 on A". I recommend first teaching the musical alphabet, then using flashcards to teach them the notes in first position (one string at a time). When working with flashcards, the notes should be sung at the correct pitch (use the cello or a piano to establish the pitch). Students who have a well-established pitch memory will learn to read much faster when they relate the written note to the sound in their head. Singing the correct pitch can also develop and refine a student's ear.

Rhythmic preparation should be done as well. Initially I use flashcards with the "Twinkle" rhythms, each quarter-note beat on a card (i.e., four 1/16 notes, or two 1/8 notes, one 1/4 note, etc). A half-note card is twice as wide as a quarter note beat. The rhythms contained in the "Twinkle" theme and variations give a very good foundation for rhythmic reading, and the child can associate the written rhythm with a sound that he or she has already internalized. Initially, I call the rhythms by the names which the students use for the "Twinkle" variations, and talk about quarter notes, eighth notes, etc. after they have learned to clap and play the rhythms.

I Can Read Music is intended to be used at home, with the teacher checking progress at lessons every week or two. Rhythm pages can be clapped first, then played with a steady beat. Pitch pages (at least in the beginning) should be sung at pitch, using their note names, then played. Initially there will be hesitations, but a steady beat should be encouraged.

Throughout most of the book, the pitch pages use 1st, 3rd and 4th fingers. Lessons 48-50 use the 2nd finger as well. On the advice of a number of young musicians, I have used accidentals rather than key signatures. Students will probably need to be told about the rule that an accidental applies to an entire measure. To encourage students to read notes rather than numbers, finger numbers are not used in this book except in the guide at the top of the page when a new pitch is introduced.

Beginning readers may initially need to have the parent point out the notes to help the child's eyes follow on the page. Experienced readers move their eyes several notes ahead of what they are playing. The parent can help the child learn to read ahead by pointing a note or two past the note being played. The student should be encouraged to play with a steady pulse, and not to go back to fix mistakes. Often a child will need to play a line several times to eliminate hesitations. The parent can help develop rhythmic awareness by counting or tapping a steady beat.

I would like to thank my parents Frances and Kenneth Martin for their continual support and encouragement. I am grateful to Patricia Shand for her wise advice and editing assistance, and to the hundreds of students who have helped me begin to understand learning. *I Can Read Music* is dedicated to my daughter Shauna, who has taught me so much about life, learning, and music.

Joanne Martin

Pitches used in *I Can Read Music (Violoncello)*

C STRING

G STRING

D STRING

A STRING



C	D	E	F	G	A	B	C	D	E	F	F#	G	A	B	C	C#	D
0	1	3	4	0	1	3	4	0	1	2	3	4	0	1	2	3	4

RHYTHM CHART

Simple Time eg

$\frac{2}{4}$ $\frac{3}{4}$ $\frac{4}{4}$ $\frac{5}{4}$

Compound Time eg

$\frac{6}{8}$



D
Open

E
1 on D

LESSON 1 - PITCH

1

2

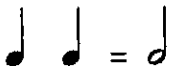
3

4

5



LESSON 1 - RHYTHM


2 quarters = 1 half

1 

2 

3 

4 

5 

LESSON 2 - PITCH

1

Staff 1: Bass clef, 4/4 time signature. Notes: G2, A2, B2, C3, D3, E3, F3, G3, A3, B3, C4, D4, E4, F4, G4.

2

Staff 2: Bass clef, 4/4 time signature. Notes: A2, B2, C3, D3, E3, F3, G3, A3, B3, C4, D4, E4, F4, G4, A4.

3

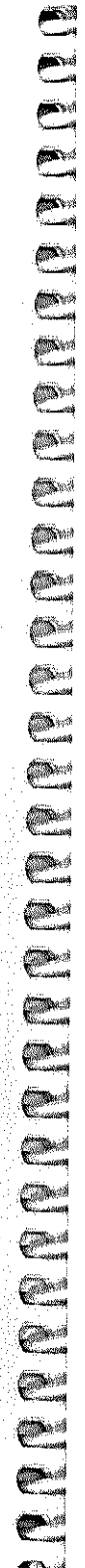
Staff 3: Bass clef, 4/4 time signature. Notes: B2, C3, D3, E3, F3, G3, A3, B3, C4, D4, E4, F4, G4, A4, B4.

4

Staff 4: Bass clef, 4/4 time signature. Notes: C3, D3, E3, F3, G3, A3, B3, C4, D4, E4, F4, G4, A4, B4, C5.

5

Staff 5: Bass clef, 4/4 time signature. Notes: D3, E3, F3, G3, A3, B3, C4, D4, E4, F4, G4, A4, B4, C5, D5.



LESSON 2 - RHYTHM

1

1

Musical staff 1: Bass clef, 3/4 time signature. Rhythm: quarter, quarter, quarter, half, quarter, quarter, quarter, half, quarter, quarter, quarter.

2

2

Musical staff 2: Bass clef, 3/4 time signature. Rhythm: half, quarter, quarter, quarter, quarter, half, quarter, quarter, quarter, quarter, half.

3

3

Musical staff 3: Bass clef, 3/4 time signature. Rhythm: quarter, quarter, quarter, quarter, half, half, quarter, quarter, quarter, half, quarter, quarter, quarter.

4

4

Musical staff 4: Bass clef, 3/4 time signature. Rhythm: quarter, half, quarter, quarter, quarter, quarter, quarter, half, quarter, quarter, quarter, quarter, quarter.

5

5

Musical staff 5: Bass clef, 3/4 time signature. Rhythm: half, quarter, quarter, half, quarter, quarter, quarter, quarter, quarter, half, quarter, quarter, quarter.



F#
3 on D

LESSON 3 - PITCH

1

2

3

4

5



LESSON 3 - RHYTHM

1

1

2

2

3

3

4

4

5

5

LESSON 4 - PITCH



LESSON 4 - RHYTHM

1

Staff 1: Bass clef, 5/4 time signature. The melody consists of a sequence of quarter notes: G2, G2, G2, G2, G2, A2, A2, A2, A2, B2, B2, B2, B2.

2

Staff 2: Bass clef, 5/4 time signature. The melody consists of a sequence of quarter notes: G2, A2, A2, A2, A2, B2, B2, B2, C3, C3, C3, C3.

3

Staff 3: Bass clef, 5/4 time signature. The melody consists of a sequence of quarter notes: G2, A2, A2, B2, C3, C3, C3, C3, C3, D3, D3, E3, E3.


4

Staff 4: Bass clef, 5/4 time signature. The melody consists of a sequence of quarter notes: G2, A2, B2, C3, C3, D3, E3, E3, F3, F3, G3, G3.



5

Staff 5: Bass clef, 5/4 time signature. The melody consists of a sequence of quarter notes: G2, A2, B2, C3, C3, D3, E3, F3, F3, G3, G3, A3, A3.

LESSON 5 - PITCH



LESSON 5 - RHYTHM

 = 
A quarter rest = a silent quarter note


1 

2 

3 

4 

5 



G
4 on D

LESSON 6 - PITCH

1

2

3

4

5



LESSON 6 - RHYTHM

1

1

2

2

3

3

4

4

5

5

LESSON 7 - PITCH

The image displays five staves of musical notation, each starting with a bass clef and a 4/4 time signature. The notes are quarter notes, and the exercises involve various pitch patterns, including ascending and descending scales, and specific intervals marked with sharps (#) and naturals (♮).

- Staff 1:** Starts with a natural G2, followed by a natural A2, then a natural B2. The next measure has a sharp C3, followed by a natural D3, then a natural E3. The final measure has a sharp F3, followed by a natural G3, then a natural F3.
- Staff 2:** Starts with a natural G2, followed by a natural A2, then a sharp B2. The next measure has a natural C3, followed by a natural D3, then a natural E3. The final measure has a sharp F3, followed by a natural G3, then a natural F3.
- Staff 3:** Starts with a natural G2, followed by a sharp A2, then a natural B2. The next measure has a natural C3, followed by a natural D3, then a natural E3. The final measure has a sharp F3, followed by a natural G3, then a natural F3.
- Staff 4:** Starts with a natural G2, followed by a natural A2, then a sharp B2. The next measure has a natural C3, followed by a natural D3, then a sharp E3. The final measure has a sharp F3, followed by a natural G3, then a natural F3.
- Staff 5:** Starts with a sharp G2, followed by a natural A2, then a natural B2. The next measure has a natural C3, followed by a natural D3, then a sharp E3. The final measure has a sharp F3, followed by a natural G3, then a natural F3.



LESSON 7 - RHYTHM

1

1

2

2

3

3

4

4

5

5

LESSON 8 - PITCH

1

1

2

2

3

3

4

4


5

5




LESSON 8 - RHYTHM

1




Staff 1: Bass clef, 5/4 time signature. Notes: G2 (quarter), G2 (quarter), F2 (half), G2 (quarter), G2 (quarter), F2 (quarter), E2 (quarter), D2 (half), G2 (quarter), G2 (quarter), F2 (quarter), G2 (quarter).

2



Staff 2: Bass clef, 5/4 time signature. Notes: G2 (half), G2 (half), F2 (quarter), G2 (quarter), G2 (quarter), F2 (quarter), E2 (quarter), D2 (half), G2 (quarter), G2 (quarter), F2 (quarter), G2 (quarter).

3



Staff 3: Bass clef, 5/4 time signature. Notes: G2 (half), G2 (half), F2 (quarter), G2 (quarter), G2 (quarter), F2 (quarter), E2 (quarter), D2 (half), G2 (quarter), G2 (quarter), F2 (quarter), G2 (quarter).

4




Staff 4: Bass clef, 5/4 time signature. Notes: G2 (quarter), G2 (quarter), F2 (quarter), G2 (quarter), G2 (quarter), F2 (quarter), E2 (quarter), D2 (half), G2 (quarter), G2 (quarter), F2 (quarter), G2 (quarter).

5



Staff 5: Bass clef, 5/4 time signature. Notes: G2 (quarter), G2 (quarter), F2 (quarter), G2 (quarter), G2 (quarter), F2 (quarter), E2 (quarter), D2 (half), G2 (quarter), G2 (quarter), F2 (quarter), G2 (quarter).

LESSON 9 - RHYTHM


2 eighths = 1 quarter

1 

2 

3 

4 

5 

LESSON 10 - PITCH



LESSON 10 - RHYTHM

1

Musical staff 1: Bass clef, 3/4 time signature. Four measures of music. Measure 1: quarter note G2, quarter note F2, quarter note E2. Measure 2: quarter note D2, quarter note C2, quarter note B1. Measure 3: eighth notes G1, F1, E1, D1, C1, B0. Measure 4: quarter note A1, quarter note G1, quarter note F1.

2

Musical staff 2: Bass clef, 3/4 time signature. Four measures of music. Measure 1: quarter note G2, eighth notes F2, E2. Measure 2: quarter note D2, eighth notes C2, B1. Measure 3: quarter note G1, quarter note F1, quarter note E1. Measure 4: quarter note D1, eighth notes C1, B0.

3

Musical staff 3: Bass clef, 3/4 time signature. Four measures of music. Measure 1: quarter note G2, eighth notes F2, E2. Measure 2: quarter note D2, eighth notes C2, B1. Measure 3: quarter note G1, quarter note F1, quarter note E1 with a fermata. Measure 4: quarter note D1, quarter note C1 with a fermata, quarter note B0.

4

Musical staff 4: Bass clef, 3/4 time signature. Four measures of music. Measure 1: quarter note G2, eighth notes F2, E2. Measure 2: quarter note D2, eighth notes C2, B1. Measure 3: quarter note G1, quarter note F1 with a fermata, quarter note E1. Measure 4: eighth notes D1, C1, B0, quarter note A1.

5

Musical staff 5: Bass clef, 3/4 time signature. Four measures of music. Measure 1: quarter note G2, eighth notes F2, E2. Measure 2: quarter note D2, quarter note C2 with a fermata. Measure 3: eighth notes B1, A1, G1, F1, E1, D1. Measure 4: eighth notes C1, B0, A1, G1, F1, E1.



LESSON 11 - PITCH

1

A musical staff in bass clef with a 4/4 time signature. It contains a sequence of notes: G2, A2, B2, C3, D3, E3, F3, G3, A3, B3, C4. There are sharp signs (#) above the B2 and B3 notes.

2

A musical staff in bass clef with a 4/4 time signature. It contains a sequence of notes: G2, A2, B2, C3, D3, E3, F3, G3, A3, B3, C4. There are sharp signs (#) above the B2 and B3 notes.

3

A musical staff in bass clef with a 4/4 time signature. It contains a sequence of notes: G2, A2, B2, C3, D3, E3, F3, G3, A3, B3, C4. There are sharp signs (#) above the B2 and B3 notes.

4

A musical staff in bass clef with a 4/4 time signature. It contains a sequence of notes: G2, A2, B2, C3, D3, E3, F3, G3, A3, B3, C4. There are sharp signs (#) above the B2 and B3 notes.

5

A musical staff in bass clef with a 4/4 time signature. It contains a sequence of notes: G2, A2, B2, C3, D3, E3, F3, G3, A3, B3, C4. There are sharp signs (#) above the B2 and B3 notes.



LESSON 11 - RHYTHM

1

1

2

2

3

3

4

4

5

5

LESSON 12 - PITCH



LESSON 13 - PITCH

1

Musical staff 1: Bass clef, 4/4 time signature. Notes: G2, A2, B2, C3, D3, E3, F3, G3, A3, B3, C4, D4, E4, F4, G4, A4, B4, C5. Sharps are placed above the notes for D3, D4, and D5.

2

Musical staff 2: Bass clef, 4/4 time signature. Notes: G2, A2, B2, C3, D3, E3, F3, G3, A3, B3, C4, D4, E4, F4, G4, A4, B4, C5. Sharps are placed above the notes for D3, D4, and D5.

3

Musical staff 3: Bass clef, 4/4 time signature. Notes: G2, A2, B2, C3, D3, E3, F3, G3, A3, B3, C4, D4, E4, F4, G4, A4, B4, C5. Sharps are placed above the notes for D3, D4, and D5.

4

Musical staff 4: Bass clef, 4/4 time signature. Notes: G2, A2, B2, C3, D3, E3, F3, G3, A3, B3, C4, D4, E4, F4, G4, A4, B4, C5. Sharps are placed above the notes for D3, D4, and D5.

5


Musical staff 5: Bass clef, 4/4 time signature. Notes: G2, A2, B2, C3, D3, E3, F3, G3, A3, B3, C4, D4, E4, F4, G4, A4, B4, C5. Sharps are placed above the notes for D3, D4, and D5.




LESSON 13 - RHYTHM

31
4 quarters = 2 halves = 1 whole

1




2




3



4



5



LESSON 14 - PITCH

1

Musical staff 1: Bass clef, 4/4 time signature. Notes: G2, A2, B2, C3, D3, E3, F3, G3, A3, B3, C4, D4, E4, F4, G4. Sharps: F#2, C#3, G#3, C#4, F#4.

2

Musical staff 2: Bass clef, 4/4 time signature. Notes: G2, A2, B2, C3, D3, E3, F3, G3, A3, B3, C4, D4, E4, F4, G4. Sharps: F#2, C#3, G#3, C#4, F#4.

3

Musical staff 3: Bass clef, 4/4 time signature. Notes: G2, A2, B2, C3, D3, E3, F3, G3, A3, B3, C4, D4, E4, F4, G4. Sharps: F#2, C#3, G#3, C#4, F#4.

4

Musical staff 4: Bass clef, 4/4 time signature. Notes: G2, A2, B2, C3, D3, E3, F3, G3, A3, B3, C4, D4, E4, F4, G4. Sharps: F#2, C#3, G#3, C#4, F#4.


5

Musical staff 5: Bass clef, 4/4 time signature. Notes: G2, A2, B2, C3, D3, E3, F3, G3, A3, B3, C4, D4, E4, F4, G4. Sharps: F#2, C#3, G#3, C#4, F#4.




LESSON 14 - RHYTHM

1




1

2



2

3



3

4



4

5



5



B
1 on A

LESSON 15 - PITCH

1

2

3

4

5



LESSON 15 - RHYTHM

1

Musical staff 1: Bass clef, 2/4 time signature. Notes: G2, A2, B2, C3, D3, E3, F3, G3, A3, B3, C4, D4, E4, F4, G4, A4, B4, C5.

2

Musical staff 2: Bass clef, 2/4 time signature. Notes: G2, A2, B2, C3, D3, E3, F3, G3, A3, B3, C4, D4, E4, F4, G4, A4, B4, C5.

3

Musical staff 3: Bass clef, 2/4 time signature. Notes: G2, A2, B2, C3, D3, E3, F3, G3, A3, B3, C4, D4, E4, F4, G4, A4, B4, C5.

4

Musical staff 4: Bass clef, 2/4 time signature. Notes: G2, A2, B2, C3, D3, E3, F3, G3, A3, B3, C4, D4, E4, F4, G4, A4, B4, C5.

5

Musical staff 5: Bass clef, 2/4 time signature. Notes: G2, A2, B2, C3, D3, E3, F3, G3, A3, B3, C4, D4, E4, F4, G4, A4, B4, C5.

LESSON 16 - PITCH

1

Musical staff 1: Bass clef, 4/4 time signature. Notes: G2, A2, B2, C3, D3, E3, F3, G3, A3, B3, C4, D4, E4, F4, G4. Sharps are placed above the notes for B2 and B3.

2

Musical staff 2: Bass clef, 4/4 time signature. Notes: G2, A2, B2, C3, D3, E3, F3, G3, A3, B3, C4, D4, E4, F4, G4. A sharp is placed above the note for B3.

3

Musical staff 3: Bass clef, 4/4 time signature. Notes: G2, A2, B2, C3, D3, E3, F3, G3, A3, B3, C4, D4, E4, F4, G4. Sharps are placed above the notes for B2 and B3.

4

Musical staff 4: Bass clef, 4/4 time signature. Notes: G2, A2, B2, C3, D3, E3, F3, G3, A3, B3, C4, D4, E4, F4, G4.

5

Musical staff 5: Bass clef, 4/4 time signature. Notes: G2, A2, B2, C3, D3, E3, F3, G3, A3, B3, C4, D4, E4, F4, G4.



LESSON 16 - RHYTHM

1

1

2

2

3

3

4

4

5

5

LESSON 17 - RHYTHM

1

1

2

2

3

3

4

4

5

5

C#
3 on A

LESSON 18 - PITCH

1

2

3

4

5




LESSON 18 - RHYTHM

1



2




3




4



5



LESSON 19 - PITCH



D
4 on A

LESSON 20 - PITCH

1

2

3

4

5



LESSON 20 - RHYTHM

1

Musical staff 1: Bass clef, 4/4 time signature. Four measures of music. Measure 1: quarter notes G2, A2, B2. Measure 2: quarter notes C3, D3, E3, F3 with a slur. Measure 3: quarter notes G3, A3, B3, C4 with a slur. Measure 4: quarter notes D4, E4, F4, G4.

2

Musical staff 2: Bass clef, 4/4 time signature. Four measures of music. Measure 1: quarter notes G2, A2, B2. Measure 2: quarter notes C3, D3, E3, F3 with a slur, followed by a quarter rest. Measure 3: quarter notes G3, A3, B3, C4 with a slur. Measure 4: quarter notes D4, E4, F4, G4 with a slur.

3

Musical staff 3: Bass clef, 4/4 time signature. Four measures of music. Measure 1: quarter notes G2, A2, B2, C3 with a slur, followed by a quarter rest. Measure 2: quarter notes D3, E3, F3, G3 with a slur. Measure 3: quarter notes A3, B3, C4, D4. Measure 4: quarter notes E4, F4, G4, A4 with a slur, followed by a quarter rest.

4

Musical staff 4: Bass clef, 4/4 time signature. Four measures of music. Measure 1: quarter notes G2, A2, B2, C3 with a slur, followed by a quarter rest. Measure 2: quarter notes D3, E3, F3, G3 with a slur. Measure 3: quarter notes A3, B3, C4, D4. Measure 4: quarter notes E4, F4, G4, A4 with a slur.

5

Musical staff 5: Bass clef, 4/4 time signature. Four measures of music. Measure 1: quarter notes G2, A2, B2, C3 with a slur, followed by two eighth notes D3, E3. Measure 2: quarter notes F3, G3, A3, B3. Measure 3: quarter notes C4, D4, E4, F4 with a slur, followed by a quarter rest. Measure 4: quarter notes G4, A4, B4, C5 with a slur.

LESSON 21 - PITCH

The image displays five staves of musical notation, each starting with a bass clef and a 4/4 time signature. The notes are as follows:

- Staff 1:** G2, A2, B2, C3, D3, E3, F3, G3, A3, B3, C4, D4, E4, F4, G4, A4, B4, C5.
- Staff 2:** G2, A2, B2, C3, D3, E3, F3, G3, A3, B3, C4, D4, E4, F4, G4, A4, B4, C5.
- Staff 3:** G2, A2, B2, C3, D3, E3, F3, G3, A3, B3, C4, D4, E4, F4, G4, A4, B4, C5.
- Staff 4:** G2, A2, B2, C3, D3, E3, F3, G3, A3, B3, C4, D4, E4, F4, G4, A4, B4, C5.
- Staff 5:** G2, A2, B2, C3, D3, E3, F3, G3, A3, B3, C4, D4, E4, F4, G4, A4, B4, C5.

Sharps (#) are placed above the notes in the following positions: Staff 1 (4th, 11th, 17th); Staff 2 (3rd, 6th, 10th, 14th, 17th); Staff 3 (4th, 10th, 13th, 16th); Staff 4 (2nd, 5th, 8th, 11th, 14th, 17th); Staff 5 (2nd, 5th, 8th, 11th, 14th).



LESSON 21 - RHYTHM



A half tied to a quarter = a dotted half

1

2

3

4

5

G
Open

A
1 on G

LESSON 22 - PITCH

1

2

3

4

5



LESSON 22 - RHYTHM

1

Musical staff 1: Bass clef, 4/4 time signature. Four measures of music. Measure 1: quarter notes G2, A2, B2, C3. Measure 2: quarter note D3, eighth notes E3, F3, G3, eighth note A3, quarter note B3. Measure 3: quarter note C4, eighth notes D4, E4, F4, eighth note G4, quarter note A4. Measure 4: quarter note B4, eighth notes C5, B4, A4, eighth note G4, quarter note F4.

2

Musical staff 2: Bass clef, 4/4 time signature. Four measures of music. Measure 1: quarter notes G2, A2, B2, C3. Measure 2: quarter note D3, quarter rest, quarter note E3, quarter rest, quarter note F3, quarter rest, quarter note G3, quarter rest. Measure 3: quarter note A3, quarter rest, quarter note B3, quarter rest, quarter note C4, quarter rest, quarter note D4, quarter rest. Measure 4: quarter note E4, quarter rest, quarter note F4, quarter rest, quarter note G4, quarter rest, quarter note A4, quarter rest.

3

Musical staff 3: Bass clef, 4/4 time signature. Four measures of music. Measure 1: quarter notes G2, A2, B2, C3. Measure 2: quarter note D3, eighth notes E3, F3, eighth note G3, quarter note A3, eighth notes B3, C4, eighth note D4, quarter note E4. Measure 3: quarter note F4, eighth notes G4, A4, eighth note B4, quarter note C5, eighth notes D5, E5, eighth note F5, quarter note G5. Measure 4: quarter note A5, eighth notes B5, C6, eighth note D6, quarter note E6, eighth notes F6, G6, eighth note A6, quarter note B6.

4

Musical staff 4: Bass clef, 4/4 time signature. Four measures of music. Measure 1: quarter notes G2, A2, B2, C3. Measure 2: quarter note D3, quarter rest, quarter note E3, quarter rest, quarter note F3, quarter rest, quarter note G3, quarter rest. Measure 3: quarter note A3, quarter rest, quarter note B3, quarter rest, quarter note C4, quarter rest, quarter note D4, quarter rest. Measure 4: quarter note E4, quarter rest, quarter note F4, quarter rest, quarter note G4, quarter rest, quarter note A4, quarter rest.

5

Musical staff 5: Bass clef, 4/4 time signature. Four measures of music. Measure 1: quarter notes G2, A2, B2, C3. Measure 2: quarter note D3, quarter rest, quarter note E3, quarter rest, quarter note F3, quarter rest, quarter note G3, quarter rest. Measure 3: quarter note A3, quarter rest, quarter note B3, quarter rest, quarter note C4, quarter rest, quarter note D4, quarter rest. Measure 4: quarter note E4, quarter rest, quarter note F4, quarter rest, quarter note G4, quarter rest, quarter note A4, quarter rest.

LESSON 23 - PITCH

1

A musical staff in bass clef with a 4/4 time signature. It contains 16 quarter notes, each with a stem pointing down. The notes start on the second line (G2) and ascend stepwise to the second space (G3).

2

A musical staff in bass clef with a 4/4 time signature. It contains 16 quarter notes, each with a stem pointing down. The notes start on the second space (A2) and ascend stepwise to the third space (A3).

3

A musical staff in bass clef with a 4/4 time signature. It contains 16 quarter notes, each with a stem pointing down. The notes start on the second space (B2) and ascend stepwise to the third space (B3).

4

A musical staff in bass clef with a 4/4 time signature. It contains 16 quarter notes, each with a stem pointing down. The notes start on the first line (C3) and ascend stepwise to the first space (C4).

5

A musical staff in bass clef with a 4/4 time signature. It contains 16 quarter notes, each with a stem pointing down. The notes start on the first space (D2) and ascend stepwise to the second space (D3).



LESSON 23 - RHYTHM

1

Musical staff 1: Bass clef, 5/4 time signature. Notes: G2, A2, B2 (quarter), C3 (half), D3 (quarter), E3 (quarter), F3 (quarter), G3 (quarter), A3 (quarter), B3 (quarter), C4 (quarter). Phrasing slurs are over the first three notes, the next four notes, and the last two notes.

2

Musical staff 2: Bass clef, 5/4 time signature. Notes: G2, A2, B2 (quarter), C3 (half), D3 (quarter), E3 (quarter), F3 (quarter), G3 (quarter), A3 (quarter), B3 (quarter), C4 (quarter). Phrasing slurs are over the first two notes, the next two notes, and the last two notes.

3

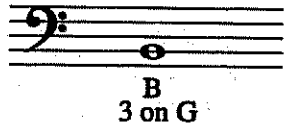
Musical staff 3: Bass clef, 5/4 time signature. Notes: G2, A2, B2 (quarter), C3 (half), D3 (quarter), E3 (quarter), F3 (quarter), G3 (quarter), A3 (quarter), B3 (quarter), C4 (quarter). Phrasing slurs are over the first two notes, the next two notes, and the last two notes.

4


Musical staff 4: Bass clef, 5/4 time signature. Notes: G2, A2, B2 (quarter), C3 (half), D3 (quarter), E3 (quarter), F3 (quarter), G3 (quarter), A3 (quarter), B3 (quarter), C4 (quarter). Phrasing slurs are over the first two notes, the next two notes, and the last two notes.

5


Musical staff 5: Bass clef, 5/4 time signature. Notes: G2, A2, B2 (quarter), C3 (half), D3 (quarter), E3 (quarter), F3 (quarter), G3 (quarter), A3 (quarter), B3 (quarter), C4 (quarter). Phrasing slurs are over the first two notes, the next two notes, and the last two notes.



LESSON 24 - PITCH



LESSON 24 - RHYTHM

 4 sixteenths = 2 eighths = 1 quarter

1 

2 

3 

4 

5 

LESSON 25 - PITCH



LESSON 25 - RHYTHM

1

1

2

2

3

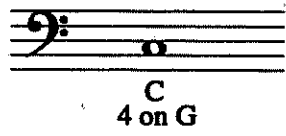
3

4

4

5

5



LESSON 26 - PITCH

1

A musical staff with a bass clef and a 4/4 time signature. It contains 16 quarter notes. The notes start on the second line (C) and ascend stepwise to the top line (F), then descend stepwise back to the second line (C).

2

A musical staff with a bass clef and a 4/4 time signature. It contains 16 quarter notes. The notes start on the second line (C) and ascend stepwise to the top line (F), then descend stepwise back to the second line (C).

3

A musical staff with a bass clef and a 4/4 time signature. It contains 16 quarter notes. The notes start on the second line (C) and ascend stepwise to the top line (F), then descend stepwise back to the second line (C).

4

A musical staff with a bass clef and a 4/4 time signature. It contains 16 quarter notes. The notes start on the second line (C) and ascend stepwise to the top line (F), then descend stepwise back to the second line (C).

5

A musical staff with a bass clef and a 4/4 time signature. It contains 16 quarter notes. The notes start on the second line (C) and ascend stepwise to the top line (F), then descend stepwise back to the second line (C).

LESSON 26 - RHYTHM

1

Musical staff 1: Bass clef, 2/4 time signature. Four measures of music. Measure 1: quarter note G4, quarter note A4, quarter note B4, quarter note C5. Measure 2: quarter note B4, quarter note A4, quarter note G4, quarter note F4. Measure 3: quarter note E4, quarter note D4, quarter note C4, quarter note B3. Measure 4: quarter note A3, quarter note G3, quarter note F3, quarter note E3.

2

Musical staff 2: Bass clef, 2/4 time signature. Four measures of music. Measure 1: quarter note D4, quarter note C4, quarter note B3, quarter note A3. Measure 2: quarter note G3, quarter note F3, quarter note E3, quarter note D3. Measure 3: quarter note C3, quarter note B2, quarter note A2, quarter note G2. Measure 4: quarter note F2, quarter note E2, quarter note D2, quarter note C2.

3

Musical staff 3: Bass clef, 2/4 time signature. Four measures of music. Measure 1: quarter note B3, quarter note A3, quarter note G3, quarter note F3. Measure 2: quarter note E3, quarter note D3, quarter note C3, quarter note B2. Measure 3: quarter note A2, quarter note G2, quarter note F2, quarter note E2. Measure 4: quarter note D2, quarter note C2, quarter note B1, quarter note A1.


4

Musical staff 4: Bass clef, 2/4 time signature. Four measures of music. Measure 1: quarter note G3, quarter note F3, quarter note E3, quarter note D3. Measure 2: quarter note C3, quarter note B2, quarter note A2, quarter note G2. Measure 3: quarter note F2, quarter note E2, quarter note D2, quarter note C2. Measure 4: quarter note B1, quarter note A1, quarter note G1, quarter note F1.

5

Musical staff 5: Bass clef, 2/4 time signature. Four measures of music. Measure 1: quarter note F3, quarter note E3, quarter note D3, quarter note C3. Measure 2: quarter note B2, quarter note A2, quarter note G2, quarter note F2. Measure 3: quarter note E2, quarter note D2, quarter note C2, quarter note B1. Measure 4: quarter note A1, quarter note G1, quarter note F1, quarter note E1.

LESSON 27 - PITCH



LESSON 28 - PITCH

1

1

2

2

3

3

4

4

5

5



LESSON 28 - RHYTHM

1

1

2

2

3

3

4

4

5

5

LESSON 29 - PITCH

1

1

2

2

3

3

4

4

5


5




LESSON 29 - RHYTHM



1 eighth and 2 sixteenths = 1 quarter

1 

2 

3 

4 

5 

LESSON 30 - PITCH

1

Staff 1: Bass clef, 4/4 time signature. Notes: G2, A2, B2, C3, D3, E3, F3, G3, A3, B3, C4, D4, E4, F4, G4.

2

Staff 2: Bass clef, 4/4 time signature. Notes: A2, B2, C3, D3, E3, F3, G3, A3, B3, C4, D4, E4, F4, G4.

3

Staff 3: Bass clef, 4/4 time signature. Notes: B2, C3, D3, E3, F3, G3, A3, B3, C4, D4, E4, F4, G4.

4

Staff 4: Bass clef, 4/4 time signature. Notes: C3, D3, E3, F3, G3, A3, B3, C4, D4, E4, F4, G4.

5

Staff 5: Bass clef, 4/4 time signature. Notes: D3, E3, F3, G3, A3, B3, C4, D4, E4, F4, G4.



LESSON 30 - RHYTHM

1

2

3

4

5

LESSON 31 - PITCH

1

Staff 1: Bass clef, 4/4 time signature. Notes: G2, A2, B2, C3, D3, E3, F3, G3, A3, B3, C4, D4, E4, F4, G4.

2

Staff 2: Bass clef, 4/4 time signature. Notes: G2, A2, B2, C3, D3, E3, F3, G3, A3, B3, C4, D4, E4, F4, G4.

3

Staff 3: Bass clef, 4/4 time signature. Notes: G2, A2, B2, C3, D3, E3, F3, G3, A3, B3, C4, D4, E4, F4, G4.

4

Staff 4: Bass clef, 4/4 time signature. Notes: G2, A2, B2, C3, D3, E3, F3, G3, A3, B3, C4, D4, E4, F4, G4.

5

Staff 5: Bass clef, 4/4 time signature. Notes: G2, A2, B2, C3, D3, E3, F3, G3, A3, B3, C4, D4, E4, F4, G4.



LESSON 31 - RHYTHM



2 sixteenths and 1 eighth = 1 quarter

1

Musical staff 1: Bass clef, 2/4 time signature. Four measures of music. Measure 1: quarter note G2, quarter note A2. Measure 2: quarter note B2, quarter note C3. Measure 3: quarter note D3, quarter note E3. Measure 4: quarter note F3, quarter note G3.

2

Musical staff 2: Bass clef, 2/4 time signature. Four measures of music. Measure 1: quarter note G2, quarter note A2. Measure 2: quarter note B2, quarter note C3. Measure 3: quarter note D3, quarter note E3. Measure 4: quarter note F3, quarter note G3.

3

Musical staff 3: Bass clef, 2/4 time signature. Four measures of music. Measure 1: quarter note G2, quarter note A2. Measure 2: quarter note B2, quarter note C3. Measure 3: quarter note D3, quarter note E3. Measure 4: quarter note F3, quarter note G3.

4

Musical staff 4: Bass clef, 2/4 time signature. Four measures of music. Measure 1: quarter note G2, quarter note A2. Measure 2: quarter note B2, quarter note C3. Measure 3: quarter note D3, quarter note E3. Measure 4: quarter note F3, quarter note G3.

5

Musical staff 5: Bass clef, 2/4 time signature. Four measures of music. Measure 1: quarter note G2, quarter note A2. Measure 2: quarter note B2, quarter note C3. Measure 3: quarter note D3, quarter note E3. Measure 4: quarter note F3, quarter note G3.

LESSON 32 - PITCH

1

Staff 1: Bass clef, 4/4 time signature. Notes: G2, A2, B2, C3, D3, E3, F3, G3, A3, B3, C4, D4, E4, F4, G4.

2

Staff 2: Bass clef, 4/4 time signature. Notes: G2, A2, B2, C3, D3, E3, F3, G3, A3, B3, C4, D4, E4, F4, G4.

3

Staff 3: Bass clef, 4/4 time signature. Notes: G2, A2, B2, C3, D3, E3, F3, G3, A3, B3, C4, D4, E4, F4, G4.

4

Staff 4: Bass clef, 4/4 time signature. Notes: G2, A2, B2, C3, D3, E3, F3, G3, A3, B3, C4, D4, E4, F4, G4.

5

Staff 5: Bass clef, 4/4 time signature. Notes: G2, A2, B2, C3, D3, E3, F3, G3, A3, B3, C4, D4, E4, F4, G4.



LESSON 32 - RHYTHM

1

2

3

4

5

LESSON 33 - PITCH

1

Musical staff 1: Bass clef, 4/4 time signature. Notes: G2, A2, B2, C3, D3, E3, F3, G3, A3, B3, C4, D4, E4, F4, G4.

2

Musical staff 2: Bass clef, 4/4 time signature. Notes: G2, A2, B2, C3, D3, E3, F#3, G3, A3, B3, C#4, D4, E4, F4, G4.

3

Musical staff 3: Bass clef, 4/4 time signature. Notes: G2, A2, B2, C3, D3, E3, F3, G3, A3, B3, C4, D4, E4, F4, G4.

4

Musical staff 4: Bass clef, 4/4 time signature. Notes: G2, A2, B2, C3, D3, E3, F3, G3, A3, B3, C4, D4, E4, F4, G4.

5

Musical staff 5: Bass clef, 4/4 time signature. Notes: G2, A2, B2, C3, D3, E3, F3, G3, A3, B3, C4, D4, E4, F4, G4.



LESSON 33 - RHYTHM

1


2

3

4

5

LESSON 34 - PITCH



LESSON 34 - RHYTHM

$\text{r} = \text{♪}$
An eighth rest = a silent eighth note

1

2

3

4

5



C
Open

D
1 on C

LESSON 35 - PITCH


1

2

3

4

5



LESSON 35 - RHYTHM

1

Musical staff 1: Bass clef, 2/4 time signature. Four measures of music. Measure 1: quarter note G2, quarter note F2. Measure 2: quarter note E2, quarter note D2. Measure 3: eighth notes C2, B1, A1, G1. Measure 4: quarter note F2, quarter note E2.

2

Musical staff 2: Bass clef, 2/4 time signature. Four measures of music. Measure 1: eighth notes G2, F2, E2, D2. Measure 2: quarter note C2, quarter note B1. Measure 3: quarter note A1, quarter note G1. Measure 4: eighth notes F2, E2, D2, C2.

3

Musical staff 3: Bass clef, 2/4 time signature. Four measures of music. Measure 1: quarter note G2, quarter note F2. Measure 2: quarter note E2, quarter note D2. Measure 3: eighth notes C2, B1, A1, G1. Measure 4: quarter note F2, quarter note E2.

4

Musical staff 4: Bass clef, 2/4 time signature. Four measures of music. Measure 1: quarter note G2, quarter note F2. Measure 2: eighth notes E2, D2, C2, B1. Measure 3: quarter note A1, quarter note G1. Measure 4: quarter note F2, quarter note E2.

5

Musical staff 5: Bass clef, 2/4 time signature. Four measures of music. Measure 1: quarter note G2, quarter note F2. Measure 2: quarter note E2, quarter note D2. Measure 3: quarter note C2, quarter note B1. Measure 4: quarter note A1, eighth notes G1, F1, E1.

LESSON 36 - PITCH

1

1

2

2

3

3

4

4

5

5



LESSON 36 - RHYTHM

1

Musical staff 1: Bass clef, 2/4 time signature. Four measures of music. Measure 1: quarter note G2, quarter note G2. Measure 2: quarter note G2, quarter note G2 with a fermata. Measure 3: quarter note G2, quarter note G2. Measure 4: quarter note G2, quarter note G2.

2

Musical staff 2: Bass clef, 2/4 time signature. Four measures of music. Measure 1: quarter note G2, quarter note G2 with a fermata. Measure 2: quarter note G2, quarter note G2. Measure 3: quarter note G2, quarter note G2 with a fermata. Measure 4: quarter note G2, quarter note G2.

3

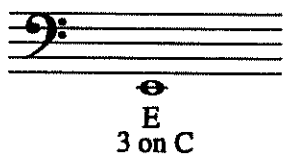
Musical staff 3: Bass clef, 2/4 time signature. Four measures of music. Measure 1: quarter note G2, quarter note G2, quarter note G2, quarter note G2. Measure 2: quarter note G2, quarter note G2 with a fermata. Measure 3: quarter note G2, quarter note G2, quarter note G2, quarter note G2. Measure 4: quarter note G2, quarter note G2, quarter note G2, quarter note G2.

4

Musical staff 4: Bass clef, 2/4 time signature. Four measures of music. Measure 1: quarter note G2, quarter note G2 with a fermata. Measure 2: quarter note G2, quarter note G2, quarter note G2, quarter note G2. Measure 3: quarter note G2, quarter note G2 with a fermata. Measure 4: quarter note G2, quarter note G2, quarter note G2, quarter note G2.

5

Musical staff 5: Bass clef, 2/4 time signature. Four measures of music. Measure 1: quarter note G2, quarter note G2 with a fermata. Measure 2: quarter note G2, quarter note G2, quarter note G2, quarter note G2. Measure 3: quarter note G2, quarter note G2 with a fermata. Measure 4: quarter note G2, quarter note G2, quarter note G2, quarter note G2.



LESSON 37 - PITCH

1

A musical staff in bass clef with a 4/4 time signature. It contains 16 quarter notes. The notes are: G2, F2, E2, D2, C2, B1, A1, G1, F1, E1, D1, C1, B0, A0, G0, F0.

2

A musical staff in bass clef with a 4/4 time signature. It contains 16 quarter notes. The notes are: E2, D2, C2, B1, A1, G1, F1, E1, D1, C1, B0, A0, G0, F0, E0, D0.

3

A musical staff in bass clef with a 4/4 time signature. It contains 16 quarter notes. The notes are: C2, B1, A1, G1, F1, E1, D1, C1, B0, A0, G0, F0, E0, D0, C0, B-1.

4

A musical staff in bass clef with a 4/4 time signature. It contains 16 quarter notes. The notes are: A1, G1, F1, E1, D1, C1, B0, A0, G0, F0, E0, D0, C0, B-1, A-1, G-1.

5

A musical staff in bass clef with a 4/4 time signature. It contains 16 quarter notes. The notes are: G1, F1, E1, D1, C1, B0, A0, G0, F0, E0, D0, C0, B-1, A-1, G-1, F-1.



LESSON 37 - RHYTHM

1

Musical staff 1: Bass clef, 3/4 time signature. The first measure contains a quarter note G2, a quarter note F2, and a quarter rest. The second measure contains a quarter note E2, a quarter note D2, a quarter note C2, and a quarter note B1. The third measure contains a quarter note A1, a quarter note G1, a quarter note F1, and a quarter note E1. The fourth measure contains a quarter note D1, a quarter note C1, a quarter note B0, and a quarter note A0.

2

Musical staff 2: Bass clef, 3/4 time signature. The first measure contains a quarter note G2, a quarter note F2, a quarter note E2, and a quarter note D2. The second measure contains a quarter note C2, a quarter note B1, a quarter note A1, and a quarter note G1. The third measure contains a quarter note F1, a quarter note E1, a quarter note D1, and a quarter note C1. The fourth measure contains a quarter note B0, a quarter note A0, a quarter note G0, and a quarter note F0.

3

Musical staff 3: Bass clef, 3/4 time signature. The first measure contains a quarter note G2, a quarter note F2, and a quarter note E2. The second measure contains a quarter note D2, a quarter note C2, and a quarter note B1. The third measure contains a quarter note A1, a quarter note G1, a quarter note F1, and a quarter note E1. The fourth measure contains a quarter note D1, a quarter note C1, and a half note B0.

4

Musical staff 4: Bass clef, 3/4 time signature. The first measure contains a quarter note G2, a quarter note F2, and a quarter note E2. The second measure contains a quarter note D2, a quarter note C2, a quarter note B1, and a quarter note A1. The third measure contains a quarter note G1, a quarter note F1, a quarter note E1, and a quarter note D1. The fourth measure contains a quarter note C1, a quarter note B0, a quarter note A0, and a quarter note G0.

5

Musical staff 5: Bass clef, 3/4 time signature. The first measure contains a quarter note G2, a quarter note F2, a quarter note E2, and a quarter note D2. The second measure contains a quarter note C2, a quarter note B1, a quarter note A1, and a quarter note G1. The third measure contains a quarter note F1, a quarter note E1, a quarter note D1, and a quarter note C1. The fourth measure contains a quarter note B0, a quarter note A0, a quarter note G0, and a quarter note F0.

F
4 on C

LESSON 39 - PITCH

1

2

3

4

5

LESSON 39 - RHYTHM

1

Musical staff 1: Bass clef, 2/4 time signature. Four measures of music. Measure 1: quarter notes G2, A2, B2, C3. Measure 2: quarter notes D3, E3, quarter rest, quarter note F3. Measure 3: quarter notes G3, A3, quarter rest, quarter note B3. Measure 4: quarter notes C4, D4, quarter rest, quarter note E4.

2

Musical staff 2: Bass clef, 2/4 time signature. Four measures of music. Measure 1: quarter notes G2, A2, quarter rest, quarter note B2. Measure 2: quarter notes C3, D3, quarter rest, quarter note E3. Measure 3: quarter notes F3, G3, A3, B3. Measure 4: quarter notes C4, D4, quarter rest, quarter note E4.

3

Musical staff 3: Bass clef, 2/4 time signature. Four measures of music. Measure 1: eighth notes G2, A2, B2, C3, D3, E3. Measure 2: quarter notes F3, G3, quarter rest, quarter note A3. Measure 3: eighth notes B3, C4, D4, E4, F4, G4. Measure 4: eighth notes A4, B4, C5, D5, E5, F5.

4

Musical staff 4: Bass clef, 2/4 time signature. Four measures of music. Measure 1: eighth notes G2, A2, B2, C3, quarter rest, quarter note D3. Measure 2: quarter notes E3, F3, quarter rest, quarter note G3. Measure 3: eighth notes A3, B3, C4, D4, E4, F4. Measure 4: quarter notes G4, A4, quarter rest, quarter note B4.

5

Musical staff 5: Bass clef, 2/4 time signature. Four measures of music. Measure 1: quarter notes G2, A2, quarter rest, quarter note B2. Measure 2: eighth notes C3, D3, E3, F3, G3, A3. Measure 3: quarter notes B3, C4, quarter rest, quarter note D4. Measure 4: quarter notes E4, F4, quarter rest, quarter note G4.

LESSON 40 - PITCH

1

1

2

2

3

3

4

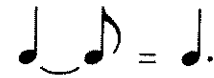
4

5

5



LESSON 40 - RHYTHM



A quarter tied to an eighth = a dotted quarter

1

Musical staff 1: Bass clef, 2/4 time signature. Four measures of music. Measure 1: quarter, quarter. Measure 2: quarter, eighth, eighth. Measure 3: quarter tied to eighth, eighth. Measure 4: quarter tied to eighth, eighth.

2

Musical staff 2: Bass clef, 2/4 time signature. Four measures of music. Measure 1: quarter, quarter, quarter. Measure 2: quarter, eighth, eighth, quarter. Measure 3: quarter tied to eighth, eighth, quarter. Measure 4: quarter tied to eighth, eighth, quarter.

3

Musical staff 3: Bass clef, 2/4 time signature. Four measures of music. Measure 1: quarter, quarter, quarter. Measure 2: quarter, quarter, quarter. Measure 3: dotted quarter, eighth. Measure 4: dotted quarter, eighth.

4

Musical staff 4: Bass clef, 2/4 time signature. Four measures of music. Measure 1: eighth, quarter, quarter, quarter. Measure 2: quarter tied to eighth, eighth, quarter. Measure 3: quarter tied to eighth, eighth, quarter. Measure 4: quarter tied to eighth, eighth, quarter.

5

Musical staff 5: Bass clef, 2/4 time signature. Four measures of music. Measure 1: eighth, quarter, quarter, quarter. Measure 2: dotted quarter, eighth, quarter. Measure 3: dotted quarter, eighth, quarter. Measure 4: dotted quarter, eighth, quarter.

LESSON 41 - PITCH



LESSON 42 - PITCH

1

1

2

2

3

3

4

4

5

5

LESSON 42 - RHYTHM

1

Musical staff 1: Bass clef, 3/4 time signature. Four measures of music. Measure 1: quarter note G2, quarter note F2, quarter note E2. Measure 2: quarter note D2, quarter note C2, quarter note B1, quarter note A1. Measure 3: quarter note G2, quarter note F2, quarter note E2, quarter note D2. Measure 4: quarter note C2, quarter note B1, quarter note A1, quarter note G2. Slurs are placed over measures 2 and 4.

2

Musical staff 2: Bass clef, 3/4 time signature. Four measures of music. Measure 1: quarter note G2, quarter note F2, quarter note E2, quarter note D2. Measure 2: quarter note C2, quarter note B1, quarter note A1, quarter note G2. Measure 3: quarter note F2, quarter note E2, quarter note D2, quarter note C2. Measure 4: quarter note B1, quarter note A1, quarter note G2, quarter note F2. Slurs are placed over measures 1 and 3.

3

Musical staff 3: Bass clef, 3/4 time signature. Four measures of music. Measure 1: quarter note G2, quarter note F2, quarter note E2. Measure 2: quarter note D2, quarter note C2, quarter note B1, quarter note A1. Measure 3: quarter note G2, quarter note F2, quarter note E2, quarter note D2. Measure 4: quarter note C2, quarter note B1, quarter note A1, quarter note G2. Slurs are placed over measures 1 and 3.

4

Musical staff 4: Bass clef, 3/4 time signature. Four measures of music. Measure 1: quarter note G2, quarter note F2, quarter note E2, quarter note D2. Measure 2: quarter note C2, quarter note B1, quarter note A1, quarter note G2. Measure 3: quarter note F2, quarter note E2, quarter note D2, quarter note C2. Measure 4: quarter note B1, quarter note A1, quarter note G2, quarter note F2. Slurs are placed over measures 1 and 3.

5

Musical staff 5: Bass clef, 3/4 time signature. Four measures of music. Measure 1: quarter note G2, quarter note F2, quarter note E2. Measure 2: quarter note D2, quarter note C2, quarter note B1, quarter note A1. Measure 3: quarter note G2, quarter note F2, quarter note E2, quarter note D2. Measure 4: quarter note C2, quarter note B1, quarter note A1, quarter note G2. Slurs are placed over measures 1 and 3.

LESSON 43 - PITCH

1

2

3

4

5



LESSON 43 - RHYTHM

1

Musical staff 1: Bass clef, 3/4 time signature. Four measures of music. Measure 1: quarter notes G2, A2, B2. Measure 2: quarter note C3, quarter note D3, quarter note E3. Measure 3: quarter note F3, quarter note G3, quarter note A3. Measure 4: quarter note B3, quarter note C4, quarter note D4.

2

Musical staff 2: Bass clef, 3/4 time signature. Four measures of music. Measure 1: quarter note E3, quarter note D3, quarter note C3. Measure 2: quarter note B2, quarter note A2, quarter note G2. Measure 3: quarter note F2, quarter note E2, quarter note D2. Measure 4: quarter note C2, quarter note B1, quarter note A1.

3

Musical staff 3: Bass clef, 3/4 time signature. Four measures of music. Measure 1: quarter note G2, quarter note A2, quarter note B2. Measure 2: quarter note C3, quarter note D3, quarter note E3. Measure 3: quarter note F3, quarter note G3, quarter note A3. Measure 4: quarter note B3, quarter note C4, quarter note D4.


4


Musical staff 4: Bass clef, 3/4 time signature. Four measures of music. Measure 1: quarter note E3, quarter note D3, quarter note C3. Measure 2: quarter note B2, quarter note A2, quarter note G2. Measure 3: quarter note F2, quarter note E2, quarter note D2. Measure 4: quarter note C2, quarter note B1, quarter note A1.

5

Musical staff 5: Bass clef, 3/4 time signature. Four measures of music. Measure 1: quarter note G2, quarter note A2, quarter note B2. Measure 2: quarter note C3, quarter note D3, quarter note E3. Measure 3: quarter note F3, quarter note G3, quarter note A3. Measure 4: quarter note B3, quarter note C4, quarter note D4.


LESSON 44 - RHYTHM



3 triplet eighths = 1 quarter

1 



2 

3 

4 

5 

LESSON 45 - PITCH



LESSON 45 - RHYTHM

The image displays five staves of musical notation, each beginning with a bass clef and a 2/4 time signature. The notation includes eighth notes, quarter notes, and triplets of eighth notes. The staves are numbered 1 through 5 on the left side. Staff 1: Starts with a quarter note, followed by a triplet of eighth notes, a quarter note, another quarter note, a triplet of eighth notes, a quarter note with a fermata, and a final triplet of eighth notes. Staff 2: Starts with a quarter note and a fermata, followed by a triplet of eighth notes, a triplet of eighth notes, a triplet of eighth notes, a triplet of eighth notes, and a quarter note with a fermata. Staff 3: Starts with a quarter note, a triplet of eighth notes, a quarter note with a fermata, a triplet of eighth notes, a fermata, a triplet of eighth notes, and a quarter note with a fermata. Staff 4: Starts with a triplet of eighth notes, a quarter note, a triplet of eighth notes, a fermata, a quarter note with a fermata, and a triplet of eighth notes. Staff 5: Starts with a quarter note, a quarter note, a fermata, a triplet of eighth notes, a fermata, a triplet of eighth notes, a quarter note with a fermata, and a quarter note with a fermata.

LESSON 46 - RHYTHM

1

3 3 3 3

2

3 3 3 3

3

3 3 3 3

4

3 3 3 3

5

3 3 3 3


LESSON 47 - PITCH

The image displays five staves of musical notation, each beginning with a bass clef and a 4/4 time signature. The notation consists of quarter notes and half notes across five measures per staff. The notes are as follows:

- Staff 1:** G2, F2, E2, D2, C2, B1, A1, G1, F1, E1, D1, C1, B0, A0, G0, F0, E0, D0.
- Staff 2:** G2, F2, E2, D2, C2, B1, A1, G1, F1, E1, D1, C1, B0, A0, G0, F0, E0, D0.
- Staff 3:** G2, F2, E2, D2, C2, B1, A1, G1, F1, E1, D1, C1, B0, A0, G0, F0, E0, D0.
- Staff 4:** G2, F2, E2, D2, C2, B1, A1, G1, F1, E1, D1, C1, B0, A0, G0, F0, E0, D0.
- Staff 5:** G2, F2, E2, D2, C2, B1, A1, G1, F1, E1, D1, C1, B0, A0, G0, F0, E0, D0.



LESSON 47 - RHYTHM


3 eighths = 1 dotted quarter

1 

2 

3 

4 

5 

(b) e

F natural
2 on D

C natural
2 on A

LESSON 48 - PITCH

1

2

3

4

5



LESSON 49 - PITCH

1

Musical staff 1: Bass clef, 4/4 time signature. Notes: G2, A2, B2, C3, D3, E3, F#3, G#3, A#3, B#3, C4, D4, E4, F4, G4.

2

Musical staff 2: Bass clef, 4/4 time signature. Notes: G2, A2, B2, C3, D3, E3, F3, G3, A3, B3, C4, D4, E4, F4, G4.

3

Musical staff 3: Bass clef, 4/4 time signature. Notes: G2, A2, B2, C3, D3, E3, F#3, G#3, A#3, B#3, C4, D4, E4, F4, G4.

4

Musical staff 4: Bass clef, 4/4 time signature. Notes: G2, A2, B2, C3, D3, E3, F3, G3, A3, B3, C4, D4, E4, F4, G4.

5

Musical staff 5: Bass clef, 4/4 time signature. Notes: G2, A2, B2, C3, D3, E3, F#3, G#3, A#3, B#3, C4, D4, E4, F4, G4.



LESSON 49 - RHYTHM

1

1

2

2

3

3

4

4

5

5

LESSON 50 - RHYTHM

1

Musical staff 1: Bass clef, 6/8 time signature. Four measures of music. Measure 1: quarter note G2, quarter note A2, quarter note B2, quarter note C3. Measure 2: quarter note B2, quarter note A2, quarter note G2, quarter note F2. Measure 3: quarter note E2, quarter note D2, quarter note C2, quarter note B1. Measure 4: quarter note A1, quarter note G1, quarter note F1, quarter note E1.

2

Musical staff 2: Bass clef, 6/8 time signature. Four measures of music. Measure 1: quarter note D2, quarter note C2, quarter note B1, quarter note A1. Measure 2: quarter note G1, quarter note F1, quarter note E1, quarter note D1. Measure 3: quarter note C1, quarter note B0, quarter note A0, quarter note G0. Measure 4: quarter note F0, quarter note E0, quarter note D0, quarter note C0.

3

Musical staff 3: Bass clef, 6/8 time signature. Four measures of music. Measure 1: quarter note B1, quarter note A1, quarter note G1, quarter note F1. Measure 2: quarter note E1, quarter note D1, quarter note C1, quarter note B0. Measure 3: quarter note A0, quarter note G0, quarter note F0, quarter note E0. Measure 4: quarter note D0, quarter note C0, quarter note B0, quarter note A0.

4

Musical staff 4: Bass clef, 6/8 time signature. Four measures of music. Measure 1: quarter note G0, quarter note F0, quarter note E0, quarter note D0. Measure 2: quarter note C0, quarter note B0, quarter note A0, quarter note G0. Measure 3: quarter note F0, quarter note E0, quarter note D0, quarter note C0. Measure 4: quarter note B0, quarter note A0, quarter note G0, quarter note F0.

5

Musical staff 5: Bass clef, 6/8 time signature. Four measures of music. Measure 1: quarter note E0, quarter note D0, quarter note C0, quarter note B0. Measure 2: quarter note A0, quarter note G0, quarter note F0, quarter note E0. Measure 3: quarter note D0, quarter note C0, quarter note B0, quarter note A0. Measure 4: quarter note G0, quarter note F0, quarter note E0, quarter note D0.